

**KFS 150 - 160**

**Essais Libres 3 (EL\_3)**

**Document 7**

**Résultats**

Sous réserve du contrôle technique ou d'incidents d'ordre sportif

| Cl | Num | Nom pilote          | Secteur 1 | Secteur 2 | Secteur 3 | Temps           | Ecart  | Tours |
|----|-----|---------------------|-----------|-----------|-----------|-----------------|--------|-------|
| 1  | 3   | MENARD Pierre-Louis | 30.959    | 25.713    | 30.439    | <b>1:27.111</b> |        | 6     |
| 2  | 54  | CAMUS Guillaume     | 30.892    | 25.621    | 31.192    | <b>1:27.705</b> | 0.594  | 6     |
| 3  | 35  | PANNETIER Vincent   | 30.758    | 26.441    | 30.670    | <b>1:27.869</b> | 0.758  | 6     |
| 4  | 53  | MICHAU Herve        | 31.019    | 26.213    | 30.689    | <b>1:27.921</b> | 0.810  | 6     |
| 5  | 77  | BOULTE Benjamin     | 31.141    | 25.766    | 31.152    | <b>1:28.059</b> | 0.948  | 6     |
| 6  | 55  | DUPREZ Nicolas      | 31.290    | 26.070    | 30.983    | <b>1:28.343</b> | 1.232  | 6     |
| 7  | 73  | FORGES Thomas       | 31.389    | 26.081    | 31.749    | <b>1:29.219</b> | 2.108  | 6     |
| 8  | 72  | GALLIENNE Mickael   | 31.210    | 26.450    | 31.646    | <b>1:29.306</b> | 2.195  | 4     |
| 9  | 9   | PELOURDE Julien     | 31.794    | 26.423    | 31.345    | <b>1:29.562</b> | 2.451  | 6     |
| 10 | 78  | RIVIERE Alexandre   | 32.548    | 26.365    | 32.039    | <b>1:30.952</b> | 3.841  | 6     |
| 11 | 22  | LEFEVRE Jean Marc   | 32.128    | 26.829    | 32.335    | <b>1:31.292</b> | 4.181  | 6     |
| 12 | 24  | POYET Romain        | 34.776    | 30.048    | 35.713    | <b>1:40.537</b> | 13.426 | 6     |
| 13 | 57  | RICHARD Laurent     | 40.722    | 27.524    | 32.569    | <b>1:40.815</b> | 13.704 | 5     |
| 14 | 15  | GRATIEN Oceana      | 37.253    | 42.538    | 47.584    | <b>2:07.375</b> | 40.264 | 4     |

Départ : 18/03 - 11:11:44

Meilleur tour : Num3 MENARD Pierre-Louis 1:27.111 61,98 Km/h

Championnat de Ligue du Centre (M1) 18-19/03/2017

Page 1 / 1

ASK Salbris

Apex Timing



### KFS 150 - 160

### Essais Libres 3 (EL\_3)

#### Best Sectors Analysis

Pour information, sans valeur officielle

| S1 |     |        |
|----|-----|--------|
| Cl | Num | Temps  |
| 1  | 35  | 30.758 |
| 2  | 77  | 30.787 |
| 3  | 54  | 30.812 |
| 4  | 53  | 30.893 |
| 5  | 3   | 30.959 |
| 6  | 72  | 31.210 |
| 7  | 55  | 31.219 |
| 8  | 73  | 31.389 |
| 9  | 9   | 31.794 |
| 10 | 78  | 31.819 |
| 11 | 22  | 32.128 |
| 12 | 24  | 34.653 |
| 13 | 57  | 36.348 |
| 14 | 15  | 36.900 |

| S2 |     |        |
|----|-----|--------|
| Cl | Num | Temps  |
| 1  | 54  | 25.621 |
| 2  | 3   | 25.700 |
| 3  | 77  | 25.766 |
| 4  | 55  | 26.063 |
| 5  | 78  | 26.064 |
| 6  | 73  | 26.081 |
| 7  | 35  | 26.127 |
| 8  | 53  | 26.213 |
| 9  | 9   | 26.423 |
| 10 | 72  | 26.450 |
| 11 | 22  | 26.829 |
| 12 | 57  | 27.524 |
| 13 | 24  | 29.583 |
| 14 | 15  | 40.033 |

| S3 |     |        |
|----|-----|--------|
| Cl | Num | Temps  |
| 1  | 3   | 30.439 |
| 2  | 35  | 30.670 |
| 3  | 53  | 30.689 |
| 4  | 55  | 30.983 |
| 5  | 77  | 31.010 |
| 6  | 54  | 31.192 |
| 7  | 9   | 31.345 |
| 8  | 73  | 31.615 |
| 9  | 72  | 31.646 |
| 10 | 22  | 31.804 |
| 11 | 78  | 32.039 |
| 12 | 57  | 32.569 |
| 13 | 24  | 35.713 |
| 14 | 15  | 47.584 |

| Ideal Lap Times |     |                     |           |          |       |
|-----------------|-----|---------------------|-----------|----------|-------|
| Cl              | Num | Nom pilote          | Ideal Lap | Best Lap | Diff. |
| 1               | 3   | MENARD Pierre-Louis | 1:27.098  | 1:27.111 | 0.013 |
| 2               | 35  | PANNETIER Vincent   | 1:27.555  | 1:27.869 | 0.314 |
| 3               | 77  | BOULTE Benjamin     | 1:27.563  | 1:28.059 | 0.496 |
| 4               | 54  | CAMUS Guillaume     | 1:27.625  | 1:27.705 | 0.080 |
| 5               | 53  | MICHAU Herve        | 1:27.795  | 1:27.921 | 0.126 |
| 6               | 55  | DUPREZ Nicolas      | 1:28.265  | 1:28.343 | 0.078 |
| 7               | 73  | FORGES Thomas       | 1:29.085  | 1:29.219 | 0.134 |
| 8               | 72  | GALLIENNE Mickael   | 1:29.306  | 1:29.306 |       |
| 9               | 9   | PELOURDE Julien     | 1:29.562  | 1:29.562 |       |
| 10              | 78  | RIVIERE Alexandre   | 1:29.922  | 1:30.952 | 1.030 |
| 11              | 22  | LEFEVRE Jean Marc   | 1:30.761  | 1:31.292 | 0.531 |
| 12              | 57  | RICHARD Laurent     | 1:36.441  | 1:40.815 | 4.374 |
| 13              | 24  | POYET Romain        | 1:39.949  | 1:40.537 | 0.588 |
| 14              | 15  | GRATIEN Oceana      | 2:04.517  | 2:07.375 | 2.858 |

### KFS 150 - 160

### Essais Libres 3 (EL\_3)

#### Analyse des tours

Pour information, sans valeur officielle

#### Tours/secteur 1 2 3 s au tour

##### Num3 MENARD Pierre-Louis

|   |        |        |        |          |
|---|--------|--------|--------|----------|
| 1 |        |        |        |          |
| 2 | 34.787 | 28.443 | 33.272 | 1:36.502 |
| 3 | 32.144 | 26.456 | 32.066 | 1:30.666 |
| 4 | 31.702 | 25.896 | 31.004 | 1:28.602 |
| 5 | 31.109 | 25.700 | 31.392 | 1:28.201 |
| 6 | 30.959 | 25.713 | 30.439 | 1:27.111 |

##### Num9 PELOURDE Julien

|   |          |        |        |          |
|---|----------|--------|--------|----------|
| 1 |          |        |        |          |
| 2 | 33.452   | 27.603 | 32.808 | 1:33.863 |
| 3 | 1:14.205 | 27.296 | 32.839 | 2:14.340 |
| 4 | 32.372   | 26.841 | 32.945 | 1:32.158 |
| 5 | 31.794   | 26.423 | 31.345 | 1:29.562 |
| 6 | 44.522   | 26.656 | 32.111 | 1:43.289 |

##### Num15 GRATIEN Oceana

|   |        |        |          |          |
|---|--------|--------|----------|----------|
| 1 |        |        |          |          |
| 2 | 51.209 | 40.033 | 56.071   | 2:27.313 |
| 3 | 36.900 | 40.656 | 2:22.989 | 3:40.545 |
| 4 | 37.253 | 42.538 | 47.584   | 2:07.375 |

##### Num22 LEFEVRE Jean Marc

|   |        |        |        |          |
|---|--------|--------|--------|----------|
| 1 |        |        |        |          |
| 2 | 36.979 | 29.292 | 33.844 | 1:40.115 |
| 3 | 32.814 | 29.247 | 33.620 | 1:35.681 |
| 4 | 32.128 | 26.829 | 32.335 | 1:31.292 |
| 5 | 32.334 | 27.177 | 31.804 | 1:31.315 |
| 6 | 32.491 | 27.026 | 32.458 | 1:31.975 |

##### Num24 POYET Romain

|   |        |        |        |          |
|---|--------|--------|--------|----------|
| 1 |        |        |        |          |
| 2 | 37.247 | 32.843 | 36.648 | 1:46.738 |
| 3 | 36.865 | 30.752 | 36.549 | 1:44.166 |
| 4 | 34.776 | 30.048 | 35.713 | 1:40.537 |
| 5 | 34.653 | 29.583 | 36.626 | 1:40.862 |
| 6 | 36.384 | 30.664 | 35.856 | 1:42.904 |

#### Tours/secteur 1 2 3 s au tour

##### Num35 PANNETIER Vincent

|   |        |        |        |          |
|---|--------|--------|--------|----------|
| 1 |        |        |        |          |
| 2 | 34.874 | 28.246 | 34.174 | 1:37.294 |
| 3 | 31.387 | 27.107 | 33.276 | 1:31.770 |
| 4 | 41.641 | 26.596 | 32.207 | 1:40.444 |
| 5 | 31.039 | 26.127 | 31.022 | 1:28.188 |
| 6 | 30.758 | 26.441 | 30.670 | 1:27.869 |

##### Num53 MICHAU Herve

|   |        |        |        |          |
|---|--------|--------|--------|----------|
| 1 |        |        |        |          |
| 2 | 32.574 | 27.332 | 31.450 | 1:31.356 |
| 3 | 31.337 | 26.691 | 31.423 | 1:29.451 |
| 4 | 31.193 | 26.248 | 30.795 | 1:28.236 |
| 5 | 30.893 | 26.396 | 30.874 | 1:28.163 |
| 6 | 31.019 | 26.213 | 30.689 | 1:27.921 |

##### Num54 CAMUS Guillaume X

|   |        |        |        |          |
|---|--------|--------|--------|----------|
| 1 |        |        |        |          |
| 2 | 32.865 | 27.192 | 32.522 | 1:32.579 |
| 3 | 31.161 | 26.337 | 32.173 | 1:29.671 |
| 4 | 31.052 | 26.221 | 33.899 | 1:31.172 |
| 5 | 30.812 | 26.017 | 37.504 | 1:34.333 |
| 6 | 30.892 | 25.621 | 31.192 | 1:27.705 |

##### Num55 DUPREZ Nicolas

|   |        |        |        |          |
|---|--------|--------|--------|----------|
| 1 |        |        |        |          |
| 2 | 33.862 | 28.061 | 32.887 | 1:34.810 |
| 3 | 32.334 | 27.060 | 31.891 | 1:31.285 |
| 4 | 31.283 | 26.778 | 31.443 | 1:29.504 |
| 5 | 31.219 | 26.063 | 31.313 | 1:28.595 |
| 6 | 31.290 | 26.070 | 30.983 | 1:28.343 |

##### Num57 RICHARD Laurent

|   |        |        |          |          |
|---|--------|--------|----------|----------|
| 1 |        |        |          |          |
| 2 | 59.956 | 27.854 | 33.383   | 2:01.193 |
| 3 | 36.348 | 28.197 | 47.838   | 1:52.383 |
| 4 | 46.948 | 42.275 | 1:24.042 | 2:53.265 |

#### Tours/secteur 1 2 3 s au tour

5 | 40.722 | **27.524** | **32.569** | **1:40.815**

##### Num72 GALLIENNE Mickael

|   |        |        |        |          |
|---|--------|--------|--------|----------|
| 1 |        |        |        |          |
| 2 | 34.454 | 28.567 | 33.276 | 1:36.297 |
| 3 | 32.003 | 27.128 | 31.994 | 1:31.125 |
| 4 | 31.210 | 26.450 | 31.646 | 1:29.306 |

##### Num73 FORGES Thomas

|   |        |        |        |          |
|---|--------|--------|--------|----------|
| 1 |        |        |        |          |
| 2 | 34.978 | 28.960 | 33.191 | 1:37.129 |
| 3 | 32.570 | 27.383 | 32.631 | 1:32.584 |
| 4 | 31.678 | 27.541 | 31.908 | 1:31.127 |
| 5 | 31.644 | 26.662 | 31.615 | 1:29.921 |
| 6 | 31.389 | 26.081 | 31.749 | 1:29.219 |

##### Num77 BOULTE Benjamin X

|   |        |        |        |          |
|---|--------|--------|--------|----------|
| 1 |        |        |        |          |
| 2 | 34.638 | 28.754 | 33.323 | 1:36.715 |
| 3 | 32.480 | 27.369 | 32.550 | 1:32.399 |
| 4 | 31.604 | 26.652 | 31.010 | 1:29.266 |
| 5 | 31.141 | 25.766 | 31.152 | 1:28.059 |
| 6 | 30.787 | 25.784 | 52.976 | 1:49.547 |

##### Num78 RIVIERE Alexandre

|   |        |        |        |          |
|---|--------|--------|--------|----------|
| 1 |        |        |        |          |
| 2 | 34.997 | 28.658 | 33.932 | 1:37.587 |
| 3 | 32.600 | 27.323 | 32.873 | 1:32.796 |
| 4 | 32.206 | 27.128 | 32.272 | 1:31.606 |
| 5 | 31.819 | 26.064 | 40.597 | 1:38.480 |
| 6 | 32.548 | 26.365 | 32.039 | 1:30.952 |

**KFS 150 - 160**
**Essais Libres 4 (EL\_4)**
**Document 10**
**Résultats**

Sous réserve du contrôle technique ou d'incidents d'ordre sportif

| Cl | Num | Nom pilote          | Secteur 1 | Secteur 2 | Secteur 3 | Temps           | Ecart  | Tours |
|----|-----|---------------------|-----------|-----------|-----------|-----------------|--------|-------|
| 1  | 53  | MICHAU Herve        | 30.645    | 24.435    | 28.740    | <b>1:23.820</b> |        | 6     |
| 2  | 77  | BOULTE Benjamin     | 30.715    | 24.449    | 28.845    | <b>1:24.009</b> | 0.189  | 6     |
| 3  | 3   | MENARD Pierre-Louis | 30.757    | 24.811    | 28.878    | <b>1:24.446</b> | 0.626  | 6     |
| 4  | 35  | PANNETIER Vincent   | 30.657    | 24.573    | 29.266    | <b>1:24.496</b> | 0.676  | 6     |
| 5  | 55  | DUPREZ Nicolas      | 30.808    | 24.600    | 29.233    | <b>1:24.641</b> | 0.821  | 6     |
| 6  | 54  | CAMUS Guillaume     | 30.478    | 25.001    | 29.180    | <b>1:24.659</b> | 0.839  | 6     |
| 7  | 78  | RIVIERE Alexandre   | 31.311    | 24.385    | 29.043    | <b>1:24.739</b> | 0.919  | 6     |
| 8  | 79  | PIAUD Sylvain       | 31.413    | 24.216    | 29.202    | <b>1:24.831</b> | 1.011  | 5     |
| 9  | 57  | RICHARD Laurent     | 31.692    | 24.779    | 30.025    | <b>1:26.496</b> | 2.676  | 6     |
| 10 | 25  | CORNEE Thomas       | 31.536    | 25.718    | 29.765    | <b>1:27.019</b> | 3.199  | 3     |
| 11 | 68  | CHATEAUNEUF Franck  | 32.105    | 25.340    | 29.584    | <b>1:27.029</b> | 3.209  | 4     |
| 12 | 72  | GALLIENNE Mickael   | 31.404    | 25.092    | 30.634    | <b>1:27.130</b> | 3.310  | 6     |
| 13 | 2   | COUILLAUD Dominique | 31.224    | 25.789    | 30.186    | <b>1:27.199</b> | 3.379  | 5     |
| 14 | 73  | FORGES Thomas       | 32.060    | 25.384    | 29.803    | <b>1:27.247</b> | 3.427  | 6     |
| 15 | 23  | BONDON Romain       | 32.396    | 25.605    | 29.895    | <b>1:27.896</b> | 4.076  | 3     |
| 16 | 6   | CHICHERI Matteo     | 31.963    | 25.037    | 31.390    | <b>1:28.390</b> | 4.570  | 6     |
| 17 | 9   | PELOURDE Julien     | 33.175    | 25.442    | 29.916    | <b>1:28.533</b> | 4.713  | 6     |
| 18 | 74  | PICARD Arnaud       | 31.852    | 25.753    | 31.019    | <b>1:28.624</b> | 4.804  | 6     |
| 19 | 67  | BAUDET Laurent      | 33.635    | 26.198    | 30.932    | <b>1:30.765</b> | 6.945  | 4     |
| 20 | 22  | LEFEVRE Jean Marc   | 32.981    | 26.894    | 31.694    | <b>1:31.569</b> | 7.749  | 5     |
| 21 | 69  | BONNAUD Brice       | 33.194    | 27.012    | 32.011    | <b>1:32.217</b> | 8.397  | 6     |
| 22 | 16  | GARDET Benjamin     | 36.274    | 25.200    | 31.356    | <b>1:32.830</b> | 9.010  | 5     |
| 23 | 99  | FEVER Michael       | 34.028    | 28.275    | 33.048    | <b>1:35.351</b> | 11.531 | 6     |
| 24 | 24  | POYET Romain        | 33.429    | 28.268    | 34.411    | <b>1:36.108</b> | 12.288 | 6     |
| 25 | 21  | FEVER Joan          | 39.118    | 31.774    | 38.362    | <b>1:49.254</b> | 25.434 | 2     |
| 26 | 5   | FOULON Emma         | 44.161    | 29.710    | 36.372    | <b>1:50.243</b> | 26.423 | 4     |
| 27 | 15  | GRATIEN Oceana      | 36.430    | 30.440    | 46.319    | <b>1:53.189</b> | 29.369 | 3     |

Départ : 18/03 - 14:00:38

Meilleur tour : Num53 MICHAU Herve

1:23.820 64,42 Km/h

Championnat de Ligue du Centre (M1) 18-19/03/2017

Page 1 / 1

ASK Salbris

Apex Timing





### KFS 150 - 160

### Essais Libres 4 (EL\_4)

#### Best Sectors Analysis

Pour information, sans valeur officielle

| S1 |     |        | S2 |     |        | S3 |     |        | Ideal Lap Times |     |                     |           |          |       |
|----|-----|--------|----|-----|--------|----|-----|--------|-----------------|-----|---------------------|-----------|----------|-------|
| Cl | Num | Temps  | Cl | Num | Temps  | Cl | Num | Temps  | Cl              | Num | Nom pilote          | Ideal Lap | Best Lap | Diff. |
| 1  | 54  | 30.478 | 1  | 79  | 24.216 | 1  | 53  | 28.599 | 1               | 53  | MICHAU Herve        | 1:23.625  | 1:23.820 | 0.195 |
| 2  | 53  | 30.645 | 2  | 53  | 24.381 | 2  | 77  | 28.739 | 2               | 77  | BOULTE Benjamin     | 1:23.903  | 1:24.009 | 0.106 |
| 3  | 35  | 30.657 | 3  | 78  | 24.385 | 3  | 3   | 28.878 | 3               | 35  | PANNETIER Vincent   | 1:24.246  | 1:24.496 | 0.250 |
| 4  | 3   | 30.664 | 4  | 77  | 24.449 | 4  | 55  | 28.898 | 4               | 55  | DUPREZ Nicolas      | 1:24.306  | 1:24.641 | 0.335 |
| 5  | 77  | 30.715 | 5  | 35  | 24.461 | 5  | 78  | 29.043 | 5               | 3   | MENARD Pierre-Louis | 1:24.353  | 1:24.446 | 0.093 |
| 6  | 72  | 30.805 | 6  | 55  | 24.600 | 6  | 35  | 29.128 | 6               | 54  | CAMUS Guillaume     | 1:24.659  | 1:24.659 |       |
| 7  | 55  | 30.808 | 7  | 57  | 24.779 | 7  | 54  | 29.180 | 7               | 78  | RIVIERE Alexandre   | 1:24.716  | 1:24.739 | 0.023 |
| 8  | 2   | 30.962 | 8  | 3   | 24.811 | 8  | 79  | 29.202 | 8               | 79  | PIAUD Sylvain       | 1:24.831  | 1:24.831 |       |
| 9  | 78  | 31.288 | 9  | 6   | 24.812 | 9  | 68  | 29.584 | 9               | 72  | GALLIENNE Mickael   | 1:26.346  | 1:27.130 | 0.784 |
| 10 | 79  | 31.413 | 10 | 54  | 25.001 | 10 | 25  | 29.765 | 10              | 57  | RICHARD Laurent     | 1:26.496  | 1:26.496 |       |
| 11 | 9   | 31.494 | 11 | 72  | 25.092 | 11 | 73  | 29.803 | 11              | 68  | CHATEAUNEUF Franck  | 1:26.539  | 1:27.029 | 0.490 |
| 12 | 25  | 31.536 | 12 | 16  | 25.200 | 12 | 23  | 29.895 | 12              | 9   | PELOURDE Julien     | 1:26.724  | 1:28.533 | 1.809 |
| 13 | 68  | 31.615 | 13 | 9   | 25.314 | 13 | 9   | 29.916 | 13              | 2   | COUILLAUD Dominique | 1:26.833  | 1:27.199 | 0.366 |
| 14 | 57  | 31.692 | 14 | 68  | 25.340 | 14 | 57  | 30.025 | 14              | 25  | CORNEE Thomas       | 1:27.019  | 1:27.019 |       |
| 15 | 74  | 31.852 | 15 | 73  | 25.346 | 15 | 2   | 30.082 | 15              | 73  | FORGES Thomas       | 1:27.209  | 1:27.247 | 0.038 |
| 16 | 6   | 31.963 | 16 | 23  | 25.605 | 16 | 72  | 30.449 | 16              | 23  | BONDON Romain       | 1:27.896  | 1:27.896 |       |
| 17 | 73  | 32.060 | 17 | 25  | 25.718 | 17 | 16  | 30.755 | 17              | 6   | CHICHERI Matteo     | 1:27.960  | 1:28.390 | 0.430 |
| 18 | 23  | 32.396 | 18 | 74  | 25.753 | 18 | 67  | 30.932 | 18              | 74  | PICARD Arnaud       | 1:28.624  | 1:28.624 |       |
| 19 | 16  | 32.767 | 19 | 2   | 25.789 | 19 | 74  | 31.019 | 19              | 16  | GARDET Benjamin     | 1:28.722  | 1:32.830 | 4.108 |
| 20 | 69  | 32.854 | 20 | 67  | 26.198 | 20 | 6   | 31.185 | 20              | 67  | BAUDET Laurent      | 1:30.765  | 1:30.765 |       |
| 21 | 22  | 32.981 | 21 | 69  | 26.627 | 21 | 22  | 31.597 | 21              | 22  | LEFEVRE Jean Marc   | 1:31.359  | 1:31.569 | 0.210 |
| 22 | 24  | 33.429 | 22 | 22  | 26.781 | 22 | 69  | 32.011 | 22              | 69  | BONNAUD Brice       | 1:31.492  | 1:32.217 | 0.725 |
| 23 | 67  | 33.635 | 23 | 99  | 27.063 | 23 | 24  | 32.688 | 23              | 24  | POYET Romain        | 1:33.652  | 1:36.108 | 2.456 |
| 24 | 99  | 34.028 | 24 | 24  | 27.535 | 24 | 99  | 33.048 | 24              | 99  | FEVER Michael       | 1:34.139  | 1:35.351 | 1.212 |
| 25 | 15  | 36.430 | 25 | 5   | 29.710 | 25 | 5   | 36.372 | 25              | 5   | FOULON Emma         | 1:44.470  | 1:50.243 | 5.773 |
| 26 | 5   | 38.388 | 26 | 15  | 30.440 | 26 | 21  | 38.362 | 26              | 21  | FEVER Joan          | 1:49.254  | 1:49.254 |       |
| 27 | 21  | 39.118 | 27 | 21  | 31.774 | 27 | 15  | 46.319 | 27              | 15  | GRATIEN Oceana      | 1:53.189  | 1:53.189 |       |

### KFS 150 - 160

### Essais Libres 4 (EL\_4)

### Analyse des tours

Pour information, sans valeur officielle

#### Tours/secteur 1 2 3 4 5

#### Num2 COUILLAUD Dominique

|   |        |        |        |          |
|---|--------|--------|--------|----------|
| 1 |        |        |        |          |
| 2 | 33.417 | 26.663 | 31.146 | 1:31.226 |
| 3 | 30.962 | 26.158 | 30.082 | 1:27.202 |
| 4 | 31.224 | 25.789 | 30.186 | 1:27.199 |
| 5 | 31.121 | 26.067 | 30.254 | 1:27.442 |

#### Num3 MENARD Pierre-Louis

|   |        |        |        |          |
|---|--------|--------|--------|----------|
| 1 |        |        |        |          |
| 2 | 33.460 | 25.724 | 29.720 | 1:28.904 |
| 3 | 30.664 | 24.850 | 36.833 | 1:32.347 |
| 4 | 31.029 | 25.127 | 29.322 | 1:25.478 |
| 5 | 31.009 | 25.336 | 29.453 | 1:25.798 |
| 6 | 30.757 | 24.811 | 28.878 | 1:24.446 |

#### Num5 FOULON Emma X

|   |          |        |          |          |
|---|----------|--------|----------|----------|
| 1 |          |        |          |          |
| 2 | 38.388   | 37.123 | 36.679   | 1:52.190 |
| 3 | 1:13.762 | 30.676 | 1:00.911 | 2:45.349 |
| 4 | 44.161   | 29.710 | 36.372   | 1:50.243 |

#### Num6 CHICHERI Matteo

|   |        |        |        |          |
|---|--------|--------|--------|----------|
| 1 |        |        |        |          |
| 2 | 34.879 | 26.572 | 32.055 | 1:33.506 |
| 3 | 32.722 | 25.889 | 32.557 | 1:31.168 |
| 4 | 32.673 | 26.140 | 32.425 | 1:31.238 |
| 5 | 34.133 | 24.812 | 31.185 | 1:30.130 |
| 6 | 31.963 | 25.037 | 31.390 | 1:28.390 |

#### Num9 PELOURDE Julien

|   |        |        |          |          |
|---|--------|--------|----------|----------|
| 1 |        |        |          |          |
| 2 | 33.150 | 26.061 | 31.437   | 1:30.648 |
| 3 | 32.216 | 25.546 | 32.207   | 1:29.969 |
| 4 | 31.494 | 26.252 | 31.354   | 1:29.100 |
| 5 | 32.181 | 25.314 | 1:08.540 | 2:06.035 |
| 6 | 33.175 | 25.442 | 29.916   | 1:28.533 |

#### Tours/secteur 1 2 3 4 5

#### Num15 GRATIEN Oceana

|   |        |        |          |          |
|---|--------|--------|----------|----------|
| 1 |        |        |          |          |
| 2 | 42.530 | 32.257 | 1:32.898 | 2:47.685 |
| 3 | 36.430 | 30.440 | 46.319   | 1:53.189 |

#### Num16 GARDET Benjamin

|   |        |        |        |          |
|---|--------|--------|--------|----------|
| 1 |        |        |        |          |
| 2 | 36.274 | 25.200 | 31.356 | 1:32.830 |
| 3 | 32.767 | 41.745 | 30.755 | 1:45.267 |
| 4 | 33.128 | 39.062 | 31.152 | 1:43.342 |
| 5 | 36.455 | 28.042 | 32.330 | 1:36.827 |

#### Num21 FEVER Joan

|   |        |        |        |          |
|---|--------|--------|--------|----------|
| 1 |        |        |        |          |
| 2 | 39.118 | 31.774 | 38.362 | 1:49.254 |

#### Num22 LEFEVRE Jean Marc

|   |        |        |        |          |
|---|--------|--------|--------|----------|
| 1 |        |        |        |          |
| 2 | 34.923 | 28.175 | 32.001 | 1:35.099 |
| 3 | 33.129 | 27.704 | 31.737 | 1:32.570 |
| 4 | 33.706 | 26.781 | 31.597 | 1:32.084 |
| 5 | 32.981 | 26.894 | 31.694 | 1:31.569 |

#### Num23 BONDON Romain X

|   |        |        |        |          |
|---|--------|--------|--------|----------|
| 1 |        |        |        |          |
| 2 | 38.996 | 26.139 | 31.236 | 1:36.371 |
| 3 | 32.396 | 25.605 | 29.895 | 1:27.896 |

#### Num24 POYET Romain

|   |        |        |        |          |
|---|--------|--------|--------|----------|
| 1 |        |        |        |          |
| 2 | 39.537 | 27.932 | 34.469 | 1:41.938 |
| 3 | 33.429 | 28.268 | 34.411 | 1:36.108 |
| 4 | 34.654 | 28.479 | 34.420 | 1:37.553 |
| 5 | 34.468 | 28.096 | 33.562 | 1:36.126 |
| 6 | 36.835 | 27.535 | 32.688 | 1:37.058 |

#### Num25 CORNEE Thomas

|   |  |  |  |  |
|---|--|--|--|--|
| 1 |  |  |  |  |
|---|--|--|--|--|

#### Tours/secteur 1 2 3 4 5

|   |        |        |        |          |
|---|--------|--------|--------|----------|
| 2 | 32.186 | 26.376 | 30.845 | 1:29.407 |
| 3 | 31.536 | 25.718 | 29.765 | 1:27.019 |

#### Num35 PANNETIER Vincent

|   |        |        |        |          |
|---|--------|--------|--------|----------|
| 1 |        |        |        |          |
| 2 | 33.632 | 26.832 | 31.112 | 1:31.576 |
| 3 | 31.308 | 24.461 | 29.927 | 1:25.696 |
| 4 | 31.140 | 25.279 | 30.059 | 1:26.478 |
| 5 | 31.136 | 24.710 | 29.128 | 1:24.974 |
| 6 | 30.657 | 24.573 | 29.266 | 1:24.496 |

#### Num53 MICHAU Herve

|   |        |        |        |          |
|---|--------|--------|--------|----------|
| 1 |        |        |        |          |
| 2 | 32.733 | 27.257 | 30.342 | 1:30.332 |
| 3 | 31.033 | 25.478 | 30.031 | 1:26.542 |
| 4 | 30.692 | 24.381 | 29.139 | 1:24.212 |
| 5 | 30.853 | 24.697 | 28.599 | 1:24.149 |
| 6 | 30.645 | 24.435 | 28.740 | 1:23.820 |

#### Num54 CAMUS Guillaume X

|   |        |        |        |          |
|---|--------|--------|--------|----------|
| 1 |        |        |        |          |
| 2 | 32.090 | 25.943 | 29.470 | 1:27.503 |
| 3 | 30.478 | 25.001 | 29.180 | 1:24.659 |
| 4 | 30.642 | 25.694 | 29.227 | 1:25.563 |
| 5 | 30.874 | 25.041 | 29.697 | 1:25.612 |
| 6 | 30.983 | 25.267 | 29.731 | 1:25.981 |

#### Num55 DUPREZ Nicolas

|   |        |        |        |          |
|---|--------|--------|--------|----------|
| 1 |        |        |        |          |
| 2 | 33.587 | 26.956 | 31.204 | 1:31.747 |
| 3 | 31.558 | 24.904 | 30.504 | 1:26.966 |
| 4 | 31.063 | 25.738 | 29.904 | 1:26.705 |
| 5 | 31.099 | 25.782 | 28.898 | 1:25.779 |
| 6 | 30.808 | 24.600 | 29.233 | 1:24.641 |

#### Num57 RICHARD Laurent

|   |        |        |        |          |
|---|--------|--------|--------|----------|
| 1 |        |        |        |          |
| 2 | 33.602 | 27.257 | 32.107 | 1:32.966 |

### KFS 150 - 160

### Essais Libres 4 (EL\_4)

### Analyse des tours

Pour information, sans valeur officielle

| Tours | secteur 1 | secteur 2 | secteur 3 | Temps au tour |
|-------|-----------|-----------|-----------|---------------|
| 3     | 32.271    | 25.783    | 30.244    | 1:28.298      |
| 4     | 31.857    | 26.090    | 30.309    | 1:28.256      |
| 5     | 31.692    | 24.779    | 30.025    | 1:26.496      |
| 6     | 31.788    | 24.839    | 30.653    | 1:27.280      |

#### Num67 BAUDET Laurent

|   |          |        |        |          |
|---|----------|--------|--------|----------|
| 1 |          |        |        |          |
| 2 | 34.273   | 36.966 | 54.743 | 2:05.982 |
| 3 | 33.635   | 26.198 | 30.932 | 1:30.765 |
| 4 | 1:55.612 | 26.213 | 31.839 | 2:53.664 |

#### Num68 CHATEAUNEUF Franck

|   |        |        |        |          |
|---|--------|--------|--------|----------|
| 1 |        |        |        |          |
| 2 | 33.038 | 26.796 | 30.887 | 1:30.721 |
| 3 | 31.615 | 26.109 | 30.356 | 1:28.080 |
| 4 | 32.105 | 25.340 | 29.584 | 1:27.029 |

#### Num69 BONNAUD Brice

|   |        |        |        |          |
|---|--------|--------|--------|----------|
| 1 |        |        |        |          |
| 2 | 34.649 | 28.152 | 32.437 | 1:35.238 |
| 3 | 33.448 | 26.679 | 33.206 | 1:33.333 |
| 4 | 32.854 | 26.951 | 33.804 | 1:33.609 |
| 5 | 33.548 | 26.627 | 32.592 | 1:32.767 |
| 6 | 33.194 | 27.012 | 32.011 | 1:32.217 |

#### Num72 GALLIENNE Mickael

|   |        |        |        |          |
|---|--------|--------|--------|----------|
| 1 |        |        |        |          |
| 2 | 33.187 | 28.438 | 32.184 | 1:33.809 |
| 3 | 31.570 | 25.928 | 32.521 | 1:30.019 |
| 4 | 30.805 | 25.966 | 30.449 | 1:27.220 |
| 5 | 31.227 | 25.469 | 31.470 | 1:28.166 |
| 6 | 31.404 | 25.092 | 30.634 | 1:27.130 |

#### Num73 FORGES Thomas

|   |        |        |        |          |
|---|--------|--------|--------|----------|
| 1 |        |        |        |          |
| 2 | 35.818 | 26.098 | 31.201 | 1:33.117 |
| 3 | 32.173 | 25.346 | 31.043 | 1:28.562 |
| 4 | 32.127 | 26.768 | 31.358 | 1:30.253 |

| Tours | secteur 1 | secteur 2 | secteur 3 | Temps au tour |
|-------|-----------|-----------|-----------|---------------|
| 5     | 32.064    | 25.874    | 30.763    | 1:28.701      |
| 6     | 32.060    | 25.384    | 29.803    | 1:27.247      |

#### Num74 PICARD Arnaud X

|   |        |        |        |          |
|---|--------|--------|--------|----------|
| 1 |        |        |        |          |
| 2 | 34.726 | 28.799 | 32.789 | 1:36.314 |
| 3 | 32.882 | 26.719 | 31.586 | 1:31.187 |
| 4 | 31.855 | 27.082 | 31.860 | 1:30.797 |
| 5 | 32.027 | 26.373 | 31.325 | 1:29.725 |
| 6 | 31.852 | 25.753 | 31.019 | 1:28.624 |

#### Num77 BOULTE Benjamin X

|   |        |        |        |          |
|---|--------|--------|--------|----------|
| 1 |        |        |        |          |
| 2 | 33.113 | 26.563 | 31.440 | 1:31.116 |
| 3 | 31.897 | 25.340 | 30.144 | 1:27.381 |
| 4 | 30.824 | 25.016 | 29.520 | 1:25.360 |
| 5 | 30.945 | 24.587 | 28.739 | 1:24.271 |
| 6 | 30.715 | 24.449 | 28.845 | 1:24.009 |

#### Num78 RIVIERE Alexandre

|   |        |        |        |          |
|---|--------|--------|--------|----------|
| 1 |        |        |        |          |
| 2 | 34.136 | 27.382 | 32.719 | 1:34.237 |
| 3 | 32.757 | 25.480 | 29.988 | 1:28.225 |
| 4 | 31.288 | 24.929 | 30.171 | 1:26.388 |
| 5 | 31.397 | 25.112 | 30.005 | 1:26.514 |
| 6 | 31.311 | 24.385 | 29.043 | 1:24.739 |

#### Num79 PIAUD Sylvain X

|   |          |        |        |          |
|---|----------|--------|--------|----------|
| 1 |          |        |        |          |
| 2 | 33.641   | 26.082 | 35.018 | 1:34.741 |
| 3 | 32.546   | 24.588 | 29.687 | 1:26.821 |
| 4 | 1:24.874 | 24.959 | 30.157 | 2:19.990 |
| 5 | 31.413   | 24.216 | 29.202 | 1:24.831 |

#### Num99 FEVER Michael X

|   |        |        |        |          |
|---|--------|--------|--------|----------|
| 1 |        |        |        |          |
| 2 | 37.150 | 31.677 | 34.644 | 1:43.471 |
| 3 | 34.028 | 28.275 | 33.048 | 1:35.351 |

Championnat de Ligue du Centre (M1) 18-19/03/2017

ASK Salbris

Apex Timing





**KFS 150 - 160**

**Essais Libres 5 (EL\_5)**

**Document 11**

**Résultats**

Sous réserve du contrôle technique ou d'incidents d'ordre sportif

| Cl | Num | Nom pilote          | Secteur 1 | Secteur 2 | Secteur 3 | Temps           | Ecart  | Tours |
|----|-----|---------------------|-----------|-----------|-----------|-----------------|--------|-------|
| 1  | 53  | MICHAU Herve        | 28.598    | 21.409    | 25.720    | <b>1:15.727</b> |        | 7     |
| 2  | 3   | MENARD Pierre-Louis | 28.696    | 21.424    | 25.685    | <b>1:15.805</b> | 0.078  | 7     |
| 3  | 23  | BONDON Romain       | 29.150    | 21.146    | 25.538    | <b>1:15.834</b> | 0.107  | 7     |
| 4  | 55  | DUPREZ Nicolas      | 28.567    | 21.275    | 26.160    | <b>1:16.002</b> | 0.275  | 7     |
| 5  | 79  | PIAUD Sylvain       | 28.597    | 21.413    | 26.007    | <b>1:16.017</b> | 0.290  | 7     |
| 6  | 54  | CAMUS Guillaume     | 29.084    | 21.220    | 25.788    | <b>1:16.092</b> | 0.365  | 7     |
| 7  | 2   | COUILLAUD Dominique | 29.318    | 21.268    | 25.677    | <b>1:16.263</b> | 0.536  | 7     |
| 8  | 25  | CORNEE Thomas       | 29.140    | 21.635    | 25.664    | <b>1:16.439</b> | 0.712  | 7     |
| 9  | 78  | RIVIERE Alexandre   | 29.056    | 21.411    | 26.132    | <b>1:16.599</b> | 0.872  | 7     |
| 10 | 77  | BOULTE Benjamin     | 28.836    | 21.841    | 25.931    | <b>1:16.608</b> | 0.881  | 7     |
| 11 | 35  | PANNETIER Vincent   | 28.756    | 21.609    | 26.339    | <b>1:16.704</b> | 0.977  | 7     |
| 12 | 68  | CHATEAUNEUF Franck  | 29.968    | 21.429    | 25.699    | <b>1:17.096</b> | 1.369  | 7     |
| 13 | 57  | RICHARD Laurent     | 28.756    | 21.835    | 26.674    | <b>1:17.265</b> | 1.538  | 7     |
| 14 | 69  | BONNAUD Brice       | 28.763    | 21.967    | 26.621    | <b>1:17.351</b> | 1.624  | 7     |
| 15 | 72  | GALLIENNE Mickael   | 28.726    | 21.977    | 26.746    | <b>1:17.449</b> | 1.722  | 7     |
| 16 | 16  | GARDET Benjamin     | 30.078    | 21.584    | 26.444    | <b>1:18.106</b> | 2.379  | 7     |
| 17 | 67  | BAUDET Laurent      | 30.062    | 21.774    | 26.454    | <b>1:18.290</b> | 2.563  | 6     |
| 18 | 9   | PELOURDE Julien     | 29.294    | 22.543    | 26.458    | <b>1:18.295</b> | 2.568  | 7     |
| 19 | 74  | PICARD Arnaud       | 30.305    | 21.688    | 26.383    | <b>1:18.376</b> | 2.649  | 7     |
| 20 | 73  | FORGES Thomas       | 29.295    | 22.048    | 27.076    | <b>1:18.419</b> | 2.692  | 6     |
| 21 | 24  | POYET Romain        | 29.317    | 22.409    | 27.048    | <b>1:18.774</b> | 3.047  | 7     |
| 22 | 21  | FEVER Joan          | 30.864    | 22.715    | 27.073    | <b>1:20.652</b> | 4.925  | 6     |
| 23 | 22  | LEFEVRE Jean Marc   | 30.250    | 22.977    | 27.887    | <b>1:21.114</b> | 5.387  | 7     |
| 24 | 99  | FEVER Michael       | 30.977    | 23.317    | 27.648    | <b>1:21.942</b> | 6.215  | 7     |
| 25 | 31  | GUILLOTEAU Olivier  | 31.930    | 23.157    | 27.969    | <b>1:23.056</b> | 7.329  | 7     |
| 26 | 6   | CHICHERI Matteo     | 31.645    | 23.531    | 28.016    | <b>1:23.192</b> | 7.465  | 6     |
| 27 | 5   | FOULON Emma         | 31.256    | 24.416    | 28.561    | <b>1:24.233</b> | 8.506  | 6     |
| 28 | 15  | GRATIEN Oceana      | 33.551    | 25.805    | 31.128    | <b>1:30.484</b> | 14.757 | 6     |

Départ : 18/03 - 15:20:39

Meilleur tour : Num53 MICHAU Herve

1:15.727 71,30 Km/h

Championnat de Ligue du Centre (M1) 18-19/03/2017

Page 1 / 1

ASK Salbris

Apex Timing





### KFS 150 - 160

### Essais Libres 5 (EL\_5)

#### Best Sectors Analysis

Pour information, sans valeur officielle

| S1 |     |        | S2 |     |        | S3 |     |        | Ideal Lap Times |     |                     |           |          |       |
|----|-----|--------|----|-----|--------|----|-----|--------|-----------------|-----|---------------------|-----------|----------|-------|
| Cl | Num | Temps  | Cl | Num | Temps  | Cl | Num | Temps  | Cl              | Num | Nom pilote          | Ideal Lap | Best Lap | Diff. |
| 1  | 79  | 28.119 | 1  | 23  | 21.146 | 1  | 23  | 25.538 | 1               | 53  | MICHAU Herve        | 1:15.177  | 1:15.727 | 0.550 |
| 2  | 53  | 28.285 | 2  | 68  | 21.154 | 2  | 67  | 25.581 | 2               | 79  | PIAUD Sylvain       | 1:15.453  | 1:16.017 | 0.564 |
| 3  | 54  | 28.552 | 3  | 53  | 21.172 | 3  | 25  | 25.648 | 3               | 54  | CAMUS Guillaume     | 1:15.560  | 1:16.092 | 0.532 |
| 4  | 55  | 28.567 | 4  | 54  | 21.220 | 4  | 3   | 25.664 | 4               | 3   | MENARD Pierre-Louis | 1:15.688  | 1:15.805 | 0.117 |
| 5  | 57  | 28.654 | 5  | 16  | 21.244 | 5  | 2   | 25.677 | 5               | 55  | DUPREZ Nicolas      | 1:15.710  | 1:16.002 | 0.292 |
| 6  | 77  | 28.670 | 6  | 2   | 21.268 | 6  | 68  | 25.699 | 6               | 23  | BONDON Romain       | 1:15.834  | 1:15.834 |       |
| 6  | 3   | 28.670 | 7  | 55  | 21.275 | 7  | 53  | 25.720 | 7               | 2   | COUILLAUD Dominiqu  | 1:16.198  | 1:16.263 | 0.065 |
| 8  | 69  | 28.700 | 8  | 79  | 21.327 | 8  | 54  | 25.788 | 8               | 25  | CORNEE Thomas       | 1:16.241  | 1:16.439 | 0.198 |
| 9  | 72  | 28.726 | 9  | 3   | 21.354 | 9  | 55  | 25.868 | 9               | 35  | PANNETIER Vincent   | 1:16.254  | 1:16.704 | 0.450 |
| 10 | 35  | 28.756 | 10 | 78  | 21.411 | 10 | 35  | 25.889 | 10              | 78  | RIVIERE Alexandre   | 1:16.313  | 1:16.599 | 0.286 |
| 11 | 78  | 28.962 | 11 | 25  | 21.453 | 11 | 77  | 25.931 | 11              | 68  | CHATEAUNEUF Franck  | 1:16.425  | 1:17.096 | 0.671 |
| 12 | 25  | 29.140 | 12 | 57  | 21.508 | 12 | 78  | 25.940 | 12              | 77  | BOULTE Benjamin     | 1:16.442  | 1:16.608 | 0.166 |
| 13 | 23  | 29.150 | 13 | 35  | 21.609 | 13 | 79  | 26.007 | 13              | 57  | RICHARD Laurent     | 1:16.556  | 1:17.265 | 0.709 |
| 14 | 2   | 29.253 | 14 | 74  | 21.688 | 14 | 16  | 26.139 | 14              | 72  | GALLIENNE Mickael   | 1:16.992  | 1:17.449 | 0.457 |
| 15 | 9   | 29.294 | 15 | 67  | 21.718 | 15 | 72  | 26.289 | 15              | 69  | BONNAUD Brice       | 1:17.288  | 1:17.351 | 0.063 |
| 16 | 73  | 29.295 | 16 | 9   | 21.815 | 16 | 74  | 26.383 | 16              | 16  | GARDET Benjamin     | 1:17.323  | 1:18.106 | 0.783 |
| 17 | 24  | 29.317 | 17 | 77  | 21.841 | 17 | 57  | 26.394 | 17              | 67  | BAUDET Laurent      | 1:17.361  | 1:18.290 | 0.929 |
| 18 | 74  | 29.388 | 18 | 69  | 21.967 | 18 | 73  | 26.410 | 18              | 74  | PICARD Arnaud       | 1:17.459  | 1:18.376 | 0.917 |
| 19 | 68  | 29.572 | 19 | 72  | 21.977 | 19 | 9   | 26.458 | 19              | 9   | PELOURDE Julien     | 1:17.567  | 1:18.295 | 0.728 |
| 20 | 16  | 29.940 | 20 | 73  | 22.033 | 20 | 69  | 26.621 | 20              | 73  | FORGES Thomas       | 1:17.738  | 1:18.419 | 0.681 |
| 21 | 67  | 30.062 | 21 | 24  | 22.237 | 21 | 24  | 27.048 | 21              | 24  | POYET Romain        | 1:18.602  | 1:18.774 | 0.172 |
| 22 | 22  | 30.250 | 22 | 6   | 22.257 | 22 | 21  | 27.073 | 22              | 21  | FEVER Joan          | 1:20.652  | 1:20.652 |       |
| 23 | 6   | 30.817 | 23 | 21  | 22.715 | 23 | 99  | 27.648 | 23              | 6   | CHICHERI Matteo     | 1:21.049  | 1:23.192 | 2.143 |
| 24 | 21  | 30.864 | 24 | 22  | 22.939 | 24 | 22  | 27.887 | 24              | 22  | LEFEVRE Jean Marc   | 1:21.076  | 1:21.114 | 0.038 |
| 25 | 99  | 30.910 | 25 | 31  | 23.157 | 25 | 31  | 27.969 | 25              | 99  | FEVER Michael       | 1:21.875  | 1:21.942 | 0.067 |
| 26 | 5   | 31.256 | 26 | 99  | 23.317 | 26 | 6   | 27.975 | 26              | 31  | GUILLOTEAU Olivier  | 1:22.895  | 1:23.056 | 0.161 |
| 27 | 31  | 31.769 | 27 | 5   | 24.416 | 27 | 5   | 28.519 | 27              | 5   | FOULON Emma         | 1:24.191  | 1:24.233 | 0.042 |
| 28 | 15  | 33.551 | 28 | 15  | 25.805 | 28 | 15  | 30.889 | 28              | 15  | GRATIEN Oceana      | 1:30.245  | 1:30.484 | 0.239 |

### KFS 150 - 160

#### Essais Libres 5 (EL\_5)

Pour information, sans valeur officielle

#### Analyse des tours

#### Tours/secteur 1 2 3 s au tour

##### Num2 COUILLAUD Dominique

|   |        |        |        |          |
|---|--------|--------|--------|----------|
| 1 |        |        |        |          |
| 2 | 32.795 | 24.248 | 27.573 | 1:24.616 |
| 3 | 30.305 | 22.126 | 27.147 | 1:19.578 |
| 4 | 30.032 | 22.182 | 26.710 | 1:18.924 |
| 5 | 29.765 | 21.801 | 26.076 | 1:17.642 |
| 6 | 29.318 | 21.268 | 25.677 | 1:16.263 |
| 7 | 29.253 | 21.478 | 25.900 | 1:16.631 |

##### Num3 MENARD Pierre-Louis

|   |        |        |        |          |
|---|--------|--------|--------|----------|
| 1 |        |        |        |          |
| 2 | 32.264 | 21.984 | 26.431 | 1:20.679 |
| 3 | 29.266 | 21.416 | 26.057 | 1:16.739 |
| 4 | 29.622 | 21.576 | 25.982 | 1:17.180 |
| 5 | 28.670 | 21.354 | 25.847 | 1:15.871 |
| 6 | 28.696 | 21.424 | 25.685 | 1:15.805 |
| 7 | 28.840 | 21.846 | 25.664 | 1:16.350 |

##### Num5 FOULON Emma X

|   |        |        |        |          |
|---|--------|--------|--------|----------|
| 1 |        |        |        |          |
| 2 | 36.713 | 29.002 | 32.700 | 1:38.415 |
| 3 | 33.708 | 25.348 | 29.873 | 1:28.929 |
| 4 | 31.773 | 25.445 | 29.491 | 1:26.709 |
| 5 | 31.256 | 24.416 | 28.561 | 1:24.233 |
| 6 | 46.529 | 25.377 | 28.519 | 1:40.425 |

##### Num6 CHICHERI Matteo

|   |          |        |          |          |
|---|----------|--------|----------|----------|
| 1 |          |        |          |          |
| 2 | 34.021   | 23.092 | 28.149   | 1:25.262 |
| 3 | 1:21.304 | 22.257 | 28.037   | 2:11.598 |
| 4 | 30.817   | 22.925 | 1:21.696 | 2:15.438 |
| 5 | 33.009   | 23.336 | 27.975   | 1:24.320 |
| 6 | 31.645   | 23.531 | 28.016   | 1:23.192 |

##### Num9 PELOURDE Julien

|   |        |        |        |          |
|---|--------|--------|--------|----------|
| 1 |        |        |        |          |
| 2 | 32.052 | 23.468 | 27.102 | 1:22.622 |

#### Tours/secteur 1 2 3 s au tour

|   |        |        |        |          |
|---|--------|--------|--------|----------|
| 3 | 31.094 | 22.740 | 26.817 | 1:20.651 |
| 4 | 30.202 | 21.815 | 27.507 | 1:19.524 |
| 5 | 29.832 | 23.107 | 27.148 | 1:20.087 |
| 6 | 35.396 | 22.579 | 27.251 | 1:25.226 |
| 7 | 29.294 | 22.543 | 26.458 | 1:18.295 |

##### Num15 GRATIEN Oceana

|   |        |        |        |          |
|---|--------|--------|--------|----------|
| 1 |        |        |        |          |
| 2 | 36.455 | 27.878 | 33.424 | 1:37.757 |
| 3 | 38.319 | 26.497 | 32.894 | 1:37.710 |
| 4 | 33.551 | 25.805 | 31.128 | 1:30.484 |
| 5 | 41.018 | 26.960 | 31.099 | 1:39.077 |
| 6 | 35.412 | 26.175 | 30.889 | 1:32.476 |

##### Num16 GARDET Benjamin

|   |        |        |        |          |
|---|--------|--------|--------|----------|
| 1 |        |        |        |          |
| 2 | 33.264 | 22.929 | 26.648 | 1:22.841 |
| 3 | 30.488 | 22.771 | 27.219 | 1:20.478 |
| 4 | 30.833 | 21.505 | 26.955 | 1:19.293 |
| 5 | 29.940 | 21.793 | 26.722 | 1:18.455 |
| 6 | 30.078 | 21.584 | 26.444 | 1:18.106 |
| 7 | 30.919 | 21.244 | 26.139 | 1:18.302 |

##### Num21 FEVER Joan

|   |          |        |        |          |
|---|----------|--------|--------|----------|
| 1 |          |        |        |          |
| 2 | 35.476   | 26.910 | 28.246 | 1:30.632 |
| 3 | 31.146   | 23.786 | 28.004 | 1:22.936 |
| 4 | 30.914   | 23.203 | 27.641 | 1:21.758 |
| 5 | 1:00.428 | 23.297 | 27.176 | 1:50.901 |
| 6 | 30.864   | 22.715 | 27.073 | 1:20.652 |

##### Num22 LEFEVRE Jean Marc

|   |        |        |        |          |
|---|--------|--------|--------|----------|
| 1 |        |        |        |          |
| 2 | 33.024 | 23.404 | 28.563 | 1:24.991 |
| 3 | 30.250 | 22.977 | 27.887 | 1:21.114 |
| 4 | 40.738 | 23.532 | 27.887 | 1:32.157 |
| 5 | 30.632 | 22.939 | 27.890 | 1:21.461 |

#### Tours/secteur 1 2 3 s au tour

|   |        |        |        |          |
|---|--------|--------|--------|----------|
| 6 | 30.311 | 23.244 | 28.188 | 1:21.743 |
| 7 | 30.892 | 23.212 | 28.582 | 1:22.686 |

##### Num23 BONDON Romain X

|   |        |        |        |          |
|---|--------|--------|--------|----------|
| 1 |        |        |        |          |
| 2 | 31.534 | 22.894 | 27.161 | 1:21.589 |
| 3 | 30.377 | 22.261 | 27.458 | 1:20.096 |
| 4 | 30.090 | 22.392 | 26.559 | 1:19.041 |
| 5 | 29.217 | 22.124 | 26.339 | 1:17.680 |
| 6 | 29.520 | 21.279 | 25.881 | 1:16.680 |
| 7 | 29.150 | 21.146 | 25.538 | 1:15.834 |

##### Num24 POYET Romain

|   |        |        |        |          |
|---|--------|--------|--------|----------|
| 1 |        |        |        |          |
| 2 | 32.478 | 23.806 | 28.468 | 1:24.752 |
| 3 | 30.916 | 25.068 | 27.810 | 1:23.794 |
| 4 | 30.997 | 22.618 | 27.260 | 1:20.875 |
| 5 | 29.427 | 22.947 | 27.052 | 1:19.426 |
| 6 | 29.317 | 22.409 | 27.048 | 1:18.774 |
| 7 | 29.513 | 22.237 | 27.193 | 1:18.943 |

##### Num25 CORNEE Thomas

|   |        |        |        |          |
|---|--------|--------|--------|----------|
| 1 |        |        |        |          |
| 2 | 30.842 | 22.575 | 26.618 | 1:20.035 |
| 3 | 29.326 | 21.887 | 26.156 | 1:17.369 |
| 4 | 29.454 | 21.695 | 25.838 | 1:16.987 |
| 5 | 29.140 | 21.635 | 25.664 | 1:16.439 |
| 6 | 29.674 | 21.453 | 25.648 | 1:16.775 |
| 7 | 29.211 | 21.462 | 26.818 | 1:17.491 |

##### Num31 GUILLOTEAU Olivier X

|   |        |        |        |          |
|---|--------|--------|--------|----------|
| 1 |        |        |        |          |
| 2 | 35.815 | 26.059 | 31.781 | 1:33.655 |
| 3 | 33.111 | 24.400 | 29.112 | 1:26.623 |
| 4 | 32.439 | 23.334 | 28.917 | 1:24.690 |
| 5 | 31.910 | 24.051 | 28.275 | 1:24.236 |
| 6 | 31.769 | 23.628 | 28.080 | 1:23.477 |

### KFS 150 - 160

### Essais Libres 5 (EL\_5)

### Analyse des tours

Pour information, sans valeur officielle

#### Tours/secteur 1 2 3 s au tour

#### Tours/secteur 1 2 3 s au tour

#### Tours/secteur 1 2 3 s au tour

|   |        |               |               |                 |
|---|--------|---------------|---------------|-----------------|
| 7 | 31.930 | <b>23.157</b> | <b>27.969</b> | <b>1:23.056</b> |
|---|--------|---------------|---------------|-----------------|

#### Num57 RICHARD Laurent

|   |               |               |               |                 |
|---|---------------|---------------|---------------|-----------------|
| 2 | <b>31.709</b> | <b>23.414</b> | <b>27.810</b> | <b>1:22.933</b> |
| 3 | <b>29.146</b> | <b>22.768</b> | <b>27.361</b> | <b>1:19.275</b> |
| 4 | 31.506        | <b>22.026</b> | <b>26.806</b> | 1:20.338        |
| 5 | <b>28.990</b> | 22.418        | 26.990        | <b>1:18.398</b> |
| 6 | <b>28.726</b> | <b>21.977</b> | <b>26.746</b> | <b>1:17.449</b> |
| 7 | 29.167        | 22.036        | <b>26.289</b> | 1:17.492        |

#### Num35 PANNETIER Vincent

|   |               |               |               |                 |
|---|---------------|---------------|---------------|-----------------|
| 1 |               |               |               |                 |
| 2 | <b>30.909</b> | <b>23.983</b> | <b>27.346</b> | <b>1:22.238</b> |
| 3 | <b>28.685</b> | <b>23.047</b> | <b>27.073</b> | <b>1:18.805</b> |
| 4 | <b>28.654</b> | <b>22.233</b> | <b>26.569</b> | <b>1:17.456</b> |
| 5 | 28.756        | <b>21.835</b> | 26.674        | <b>1:17.265</b> |
| 6 | 28.789        | 22.177        | 26.663        | 1:17.629        |
| 7 | 30.614        | <b>21.508</b> | <b>26.394</b> | 1:18.516        |

|   |               |               |               |                 |
|---|---------------|---------------|---------------|-----------------|
| 1 |               |               |               |                 |
| 2 | <b>32.184</b> | <b>23.095</b> | <b>27.457</b> | <b>1:22.736</b> |
| 3 | <b>30.350</b> | <b>21.772</b> | <b>26.099</b> | <b>1:18.221</b> |
| 4 | <b>29.031</b> | 22.049        | <b>25.935</b> | <b>1:17.015</b> |
| 5 | <b>28.756</b> | <b>21.609</b> | 26.339        | <b>1:16.704</b> |
| 6 | 29.341        | 22.317        | 26.529        | 1:18.187        |
| 7 | 29.125        | 21.770        | <b>25.889</b> | 1:16.784        |

#### Num73 FORGES Thomas

#### Num53 MICHAU Herve

#### Num67 BAUDET Laurent

|   |               |               |               |                 |
|---|---------------|---------------|---------------|-----------------|
| 1 |               |               |               |                 |
| 2 | <b>32.787</b> | <b>23.361</b> | <b>28.821</b> | <b>1:24.969</b> |
| 3 | <b>30.833</b> | <b>22.758</b> | <b>26.738</b> | <b>1:20.329</b> |
| 4 | <b>30.062</b> | <b>21.774</b> | <b>26.454</b> | <b>1:18.290</b> |
| 5 | 38.265        | 43.191        | <b>26.190</b> | 1:47.646        |
| 6 | 42.226        | <b>21.718</b> | <b>25.581</b> | 1:29.525        |

|   |               |               |               |                 |
|---|---------------|---------------|---------------|-----------------|
| 1 |               |               |               |                 |
| 2 | <b>31.897</b> | <b>23.427</b> | <b>27.428</b> | <b>1:22.752</b> |
| 3 | <b>30.636</b> | 24.236        | 27.521        | <b>1:22.393</b> |
| 4 | <b>29.839</b> | <b>22.345</b> | <b>26.929</b> | <b>1:19.113</b> |
| 5 | <b>29.295</b> | <b>22.048</b> | 27.076        | <b>1:18.419</b> |
| 6 | 1:25.116      | <b>22.033</b> | <b>26.410</b> | 2:13.559        |

|   |               |               |               |                 |
|---|---------------|---------------|---------------|-----------------|
| 1 |               |               |               |                 |
| 2 | <b>32.898</b> | <b>22.576</b> | <b>27.333</b> | <b>1:22.807</b> |
| 3 | 33.800        | <b>22.380</b> | <b>27.055</b> | 1:23.235        |
| 4 | <b>29.260</b> | <b>21.469</b> | <b>26.431</b> | <b>1:17.160</b> |
| 5 | <b>28.598</b> | <b>21.409</b> | <b>25.720</b> | <b>1:15.727</b> |
| 6 | <b>28.285</b> | 21.848        | 25.872        | 1:16.005        |
| 7 | 29.177        | <b>21.172</b> | 25.767        | 1:16.116        |

#### Num74 PICARD Arnaud X

#### Num54 CAMUS Guillaume X

#### Num68 CHATEAUNEUF Franck

|   |               |               |               |                 |
|---|---------------|---------------|---------------|-----------------|
| 1 |               |               |               |                 |
| 2 | <b>32.193</b> | <b>22.891</b> | <b>27.748</b> | <b>1:22.832</b> |
| 3 | <b>29.592</b> | <b>22.083</b> | <b>26.142</b> | <b>1:17.817</b> |
| 4 | <b>29.572</b> | <b>21.305</b> | 26.422        | <b>1:17.299</b> |
| 5 | 29.842        | <b>21.154</b> | 26.317        | 1:17.313        |
| 6 | 29.610        | 21.963        | 26.518        | 1:18.091        |
| 7 | 29.968        | 21.429        | <b>25.699</b> | <b>1:17.096</b> |

|   |               |               |               |                 |
|---|---------------|---------------|---------------|-----------------|
| 1 |               |               |               |                 |
| 2 | <b>32.344</b> | <b>23.433</b> | <b>27.315</b> | <b>1:23.092</b> |
| 3 | <b>30.320</b> | <b>22.675</b> | 27.399        | <b>1:20.394</b> |
| 4 | <b>29.862</b> | <b>22.348</b> | 27.851        | <b>1:20.061</b> |
| 5 | <b>29.388</b> | <b>22.177</b> | <b>27.179</b> | <b>1:18.744</b> |
| 6 | 29.501        | <b>22.136</b> | <b>26.989</b> | <b>1:18.626</b> |
| 7 | 30.305        | <b>21.688</b> | <b>26.383</b> | <b>1:18.376</b> |

|   |               |               |               |                 |
|---|---------------|---------------|---------------|-----------------|
| 1 |               |               |               |                 |
| 2 | <b>31.233</b> | <b>22.454</b> | <b>26.604</b> | <b>1:20.291</b> |
| 3 | <b>29.301</b> | <b>21.511</b> | <b>26.354</b> | <b>1:17.166</b> |
| 4 | <b>28.997</b> | 21.534        | <b>26.099</b> | <b>1:16.630</b> |
| 5 | <b>28.552</b> | <b>21.507</b> | 26.496        | <b>1:16.555</b> |
| 6 | 28.759        | <b>21.378</b> | <b>25.964</b> | <b>1:16.101</b> |
| 7 | 29.084        | <b>21.220</b> | <b>25.788</b> | <b>1:16.092</b> |

#### Num77 BOULTE Benjamin X

#### Num55 DUPREZ Nicolas

#### Num69 BONNAUD Brice

|   |               |               |               |                 |
|---|---------------|---------------|---------------|-----------------|
| 1 |               |               |               |                 |
| 2 | <b>32.365</b> | <b>23.338</b> | <b>27.060</b> | <b>1:22.763</b> |
| 3 | <b>28.995</b> | <b>22.998</b> | 27.209        | <b>1:19.202</b> |
| 4 | <b>28.915</b> | <b>22.322</b> | <b>26.802</b> | <b>1:18.039</b> |
| 5 | <b>28.763</b> | <b>21.967</b> | <b>26.621</b> | <b>1:17.351</b> |
| 6 | <b>28.700</b> | 22.280        | 27.993        | 1:18.973        |
| 7 | 29.973        | 22.220        | 27.054        | 1:19.247        |

|   |               |               |               |                 |
|---|---------------|---------------|---------------|-----------------|
| 1 |               |               |               |                 |
| 2 | <b>31.367</b> | <b>24.277</b> | <b>26.490</b> | <b>1:22.134</b> |
| 3 | <b>28.715</b> | 31.521        | 27.104        | 1:27.340        |
| 4 | 29.726        | <b>22.367</b> | <b>26.437</b> | <b>1:18.530</b> |
| 5 | <b>28.670</b> | <b>22.032</b> | 26.717        | <b>1:17.419</b> |
| 6 | 59.938        | 23.008        | <b>26.078</b> | 1:49.024        |
| 7 | 28.836        | <b>21.841</b> | <b>25.931</b> | <b>1:16.608</b> |

|   |               |               |               |                 |
|---|---------------|---------------|---------------|-----------------|
| 1 |               |               |               |                 |
| 2 | <b>31.404</b> | <b>22.414</b> | <b>26.781</b> | <b>1:20.599</b> |
| 3 | <b>29.126</b> | <b>21.715</b> | <b>26.474</b> | <b>1:17.315</b> |
| 4 | 30.061        | 21.731        | <b>26.156</b> | 1:17.948        |
| 5 | <b>29.010</b> | 21.951        | <b>26.079</b> | <b>1:17.040</b> |
| 6 | <b>28.567</b> | <b>21.275</b> | 26.160        | <b>1:16.002</b> |
| 7 | 28.618        | 21.842        | <b>25.868</b> | 1:16.328        |

#### Num72 GALLIENNE Mickael

#### Num78 RIVIERE Alexandre

|   |  |  |  |  |
|---|--|--|--|--|
| 1 |  |  |  |  |
|---|--|--|--|--|

|   |               |               |               |                 |
|---|---------------|---------------|---------------|-----------------|
| 1 |               |               |               |                 |
| 2 | <b>32.517</b> | <b>22.942</b> | <b>27.707</b> | <b>1:23.166</b> |
| 3 | <b>30.153</b> | <b>21.768</b> | <b>26.091</b> | <b>1:18.012</b> |



### KFS 150 - 160

### Essais Libres 5 (EL\_5)

#### Analyse des tours

Pour information, sans valeur officielle

Tours 1 2 3 4

|   |        |        |        |          |
|---|--------|--------|--------|----------|
| 4 | 29.056 | 21.411 | 26.132 | 1:16.599 |
| 5 | 28.962 | 22.002 | 26.235 | 1:17.199 |
| 6 | 29.075 | 22.324 | 26.249 | 1:17.648 |
| 7 | 29.945 | 21.602 | 25.940 | 1:17.487 |

Num79 PIAUD Sylvain X

|   |        |        |        |          |
|---|--------|--------|--------|----------|
| 1 |        |        |        |          |
| 2 | 31.530 | 22.970 | 26.740 | 1:21.240 |
| 3 | 28.572 | 29.114 | 26.761 | 1:24.447 |
| 4 | 28.659 | 21.327 | 26.334 | 1:16.320 |
| 5 | 28.597 | 21.413 | 26.007 | 1:16.017 |
| 6 | 28.119 | 23.865 | 26.387 | 1:18.371 |
| 7 | 28.134 | 21.744 | 26.515 | 1:16.393 |

Num99 FEVER Michael X

|   |        |        |        |          |
|---|--------|--------|--------|----------|
| 1 |        |        |        |          |
| 2 | 35.844 | 25.553 | 28.704 | 1:30.101 |
| 3 | 31.368 | 24.311 | 28.291 | 1:23.970 |
| 4 | 30.910 | 23.483 | 27.894 | 1:22.287 |
| 5 | 31.071 | 23.611 | 28.314 | 1:22.996 |
| 6 | 31.210 | 23.679 | 27.962 | 1:22.851 |
| 7 | 30.977 | 23.317 | 27.648 | 1:21.942 |

Championnat de Ligue du Centre (M1) 18-19/03/2017

ASK Salbris

Apex Timing





### KFS 150 - 160

### Essais Chronométrés (Es\_Ch)

### Document 12

### Résultats

Sous réserve du contrôle technique ou d'incidents d'ordre sportif

| Cl | Num | Nom pilote          | Secteur 1 | Secteur 2 | Secteur 3 | Temps           | Ecart  | Tours |
|----|-----|---------------------|-----------|-----------|-----------|-----------------|--------|-------|
| 1  | 78  | RIVIERE Alexandre   | 22.832    | 19.874    | 24.383    | <b>1:07.089</b> |        | 8     |
| 2  | 77  | BOULTE Benjamin     | 22.941    | 19.860    | 24.466    | <b>1:07.267</b> | 0.178  | 8     |
| 3  | 79  | PIAUD Sylvain       | 23.015    | 19.783    | 24.513    | <b>1:07.311</b> | 0.222  | 8     |
| 4  | 2   | COUILLAUD Dominique | 23.032    | 19.868    | 24.467    | <b>1:07.367</b> | 0.278  | 8     |
| 5  | 23  | BONDON Romain       | 23.098    | 19.842    | 24.483    | <b>1:07.423</b> | 0.334  | 8     |
| 6  | 54  | CAMUS Guillaume     | 23.223    | 19.811    | 24.476    | <b>1:07.510</b> | 0.421  | 8     |
| 7  | 25  | CORNEE Thomas       | 23.038    | 19.963    | 24.560    | <b>1:07.561</b> | 0.472  | 7     |
| 8  | 74  | PICARD Arnaud       | 23.039    | 19.921    | 24.718    | <b>1:07.678</b> | 0.589  | 8     |
| 9  | 35  | PANNETIER Vincent   | 23.228    | 19.964    | 24.532    | <b>1:07.724</b> | 0.635  | 8     |
| 10 | 73  | FORGES Thomas       | 23.125    | 20.022    | 24.683    | <b>1:07.830</b> | 0.741  | 8     |
| 11 | 53  | MICHAU Herve        | 23.229    | 19.969    | 24.639    | <b>1:07.837</b> | 0.748  | 8     |
| 12 | 69  | BONNAUD Brice       | 23.143    | 20.064    | 24.644    | <b>1:07.851</b> | 0.762  | 8     |
| 13 | 67  | BAUDET Laurent      | 23.075    | 20.105    | 24.755    | <b>1:07.935</b> | 0.846  | 7     |
| 14 | 57  | RICHARD Laurent     | 23.182    | 20.069    | 24.713    | <b>1:07.964</b> | 0.875  | 8     |
| 15 | 68  | CHATEAUNEUF Franck  | 23.191    | 20.039    | 24.756    | <b>1:07.986</b> | 0.897  | 8     |
| 16 | 55  | DUPREZ Nicolas      | 23.342    | 19.967    | 24.862    | <b>1:08.171</b> | 1.082  | 8     |
| 17 | 9   | PELOURDE Julien     | 23.515    | 19.950    | 24.828    | <b>1:08.293</b> | 1.204  | 8     |
| 18 | 3   | MENARD Pierre-Louis | 23.183    | 20.462    | 24.887    | <b>1:08.532</b> | 1.443  | 8     |
| 19 | 24  | POYET Romain        | 23.396    | 20.368    | 25.198    | <b>1:08.962</b> | 1.873  | 8     |
| 20 | 22  | LEFEVRE Jean Marc   | 23.662    | 20.112    | 25.250    | <b>1:09.024</b> | 1.935  | 8     |
| 21 | 21  | FEVER Joan          | 23.459    | 20.486    | 25.393    | <b>1:09.338</b> | 2.249  | 8     |
| 22 | 16  | GARDET Benjamin     | 24.131    | 20.410    | 25.101    | <b>1:09.642</b> | 2.553  | 8     |
| 23 | 99  | FEVER Michael       | 23.723    | 20.681    | 25.499    | <b>1:09.903</b> | 2.814  | 8     |
| 24 | 31  | GUILLOTEAU Olivier  | 23.859    | 20.843    | 25.599    | <b>1:10.301</b> | 3.212  | 8     |
| 25 | 5   | FOULON Emma         | 24.373    | 21.561    | 26.443    | <b>1:12.377</b> | 5.288  | 7     |
| 26 | 72  | GALLIENNE Mickael   | 28.524    | 21.139    | 25.177    | <b>1:14.840</b> | 7.751  | 2     |
| 27 | 6   | CHICHERI Matteo     | 30.477    | 25.731    | 30.313    | <b>1:26.521</b> | 19.432 | 2     |
| 28 | 15  | GRATIEN Oceana      | 38.613    | 29.374    | 41.954    | <b>1:49.941</b> | 42.852 | 2     |

Départ : 18/03 - 17:36:19

Meilleur tour : Num78 RIVIERE Alexandre

1:07.089 80,49 Km/h

Championnat de Ligue du Centre (M1) 18-19/03/2017

Page 1 / 1

ASK Salbris

Apex Timing



## KFS 150 - 160

### Essais Chronométrés (Es\_Ch)

Pour information, sans valeur officielle

### Best Sectors Analysis

| S1 |     |        | S2 |     |        | S3 |     |        | Ideal Lap Times |     |                     |           |          |       |
|----|-----|--------|----|-----|--------|----|-----|--------|-----------------|-----|---------------------|-----------|----------|-------|
| Cl | Num | Temps  | Cl | Num | Temps  | Cl | Num | Temps  | Cl              | Num | Nom pilote          | Ideal Lap | Best Lap | Diff. |
| 1  | 78  | 22.832 | 1  | 79  | 19.783 | 1  | 78  | 24.383 | 1               | 78  | RIVIERE Alexandre   | 1:07.043  | 1:07.089 | 0.046 |
| 2  | 2   | 22.872 | 2  | 54  | 19.810 | 2  | 54  | 24.393 | 2               | 2   | COUILLAUD Dominique | 1:07.169  | 1:07.367 | 0.198 |
| 3  | 77  | 22.941 | 3  | 78  | 19.828 | 3  | 77  | 24.466 | 3               | 77  | BOULTE Benjamin     | 1:07.267  | 1:07.267 |       |
| 4  | 79  | 22.976 | 4  | 2   | 19.830 | 4  | 2   | 24.467 | 4               | 79  | PIAUD Sylvain       | 1:07.272  | 1:07.311 | 0.039 |
| 5  | 23  | 23.033 | 5  | 23  | 19.842 | 5  | 23  | 24.483 | 5               | 23  | BONDON Romain       | 1:07.358  | 1:07.423 | 0.065 |
| 6  | 25  | 23.035 | 6  | 77  | 19.860 | 6  | 79  | 24.513 | 6               | 54  | CAMUS Guillaume     | 1:07.407  | 1:07.510 | 0.103 |
| 7  | 74  | 23.039 | 7  | 53  | 19.885 | 7  | 35  | 24.532 | 7               | 25  | CORNEE Thomas       | 1:07.494  | 1:07.561 | 0.067 |
| 8  | 67  | 23.075 | 8  | 74  | 19.891 | 8  | 25  | 24.560 | 8               | 35  | PANNETIER Vincent   | 1:07.607  | 1:07.724 | 0.117 |
| 9  | 9   | 23.101 | 9  | 67  | 19.897 | 9  | 53  | 24.639 | 9               | 74  | PICARD Arnaud       | 1:07.648  | 1:07.678 | 0.030 |
| 10 | 35  | 23.111 | 10 | 25  | 19.899 | 10 | 69  | 24.644 | 10              | 53  | MICHAU Herve        | 1:07.664  | 1:07.837 | 0.173 |
| 11 | 73  | 23.125 | 11 | 9   | 19.950 | 11 | 73  | 24.683 | 11              | 67  | BAUDET Laurent      | 1:07.727  | 1:07.935 | 0.208 |
| 12 | 53  | 23.140 | 12 | 35  | 19.964 | 12 | 55  | 24.711 | 12              | 73  | FORGES Thomas       | 1:07.790  | 1:07.830 | 0.040 |
| 13 | 69  | 23.143 | 13 | 55  | 19.967 | 13 | 57  | 24.712 | 13              | 69  | BONNAUD Brice       | 1:07.851  | 1:07.851 |       |
| 14 | 57  | 23.182 | 14 | 73  | 19.982 | 14 | 74  | 24.718 | 14              | 9   | PELOURDE Julien     | 1:07.879  | 1:08.293 | 0.414 |
| 15 | 3   | 23.183 | 15 | 68  | 20.039 | 15 | 68  | 24.722 | 15              | 57  | RICHARD Laurent     | 1:07.936  | 1:07.964 | 0.028 |
| 16 | 68  | 23.191 | 16 | 57  | 20.042 | 16 | 67  | 24.755 | 16              | 68  | CHATEAUNEUF Franck  | 1:07.952  | 1:07.986 | 0.034 |
| 17 | 54  | 23.204 | 17 | 69  | 20.064 | 17 | 3   | 24.816 | 17              | 55  | DUPREZ Nicolas      | 1:07.954  | 1:08.171 | 0.217 |
| 18 | 55  | 23.276 | 18 | 22  | 20.112 | 18 | 9   | 24.828 | 18              | 3   | MENARD Pierre-Louis | 1:08.351  | 1:08.532 | 0.181 |
| 19 | 24  | 23.396 | 19 | 3   | 20.352 | 19 | 24  | 25.032 | 19              | 24  | POYET Romain        | 1:08.796  | 1:08.962 | 0.166 |
| 20 | 21  | 23.459 | 20 | 24  | 20.368 | 20 | 16  | 25.051 | 20              | 22  | LEFEVRE Jean Marc   | 1:08.921  | 1:09.024 | 0.103 |
| 21 | 22  | 23.637 | 21 | 16  | 20.406 | 21 | 21  | 25.154 | 21              | 21  | FEVER Joan          | 1:09.099  | 1:09.338 | 0.239 |
| 22 | 99  | 23.723 | 22 | 21  | 20.486 | 22 | 22  | 25.172 | 22              | 16  | GARDET Benjamin     | 1:09.588  | 1:09.642 | 0.054 |
| 23 | 31  | 23.859 | 23 | 99  | 20.591 | 23 | 72  | 25.177 | 23              | 99  | FEVER Michael       | 1:09.689  | 1:09.903 | 0.214 |
| 24 | 16  | 24.131 | 24 | 31  | 20.661 | 24 | 31  | 25.187 | 24              | 31  | GUILLOTEAU Olivier  | 1:09.707  | 1:10.301 | 0.594 |
| 25 | 5   | 24.373 | 25 | 72  | 21.139 | 25 | 99  | 25.375 | 25              | 5   | FOULON Emma         | 1:12.377  | 1:12.377 |       |
| 26 | 72  | 28.524 | 26 | 5   | 21.561 | 26 | 5   | 26.443 | 26              | 72  | GALLIENNE Mickael   | 1:14.840  | 1:14.840 |       |
| 27 | 6   | 30.477 | 27 | 6   | 25.731 | 27 | 6   | 30.313 | 27              | 6   | CHICHERI Matteo     | 1:26.521  | 1:26.521 |       |
| 28 | 15  | 38.613 | 28 | 15  | 29.374 | 28 | 15  | 41.954 | 28              | 15  | GRATIEN Oceana      | 1:49.941  | 1:49.941 |       |

### KFS 150 - 160

### Essais Chronométrés (Es\_Ch)

Pour information, sans valeur officielle

### Analyse des tours

#### Tours/secteur 1 2 3 s au tour

##### Num2 COUILLAUD Dominique

|   |        |        |        |          |
|---|--------|--------|--------|----------|
| 1 |        |        |        |          |
| 2 | 34.491 | 22.652 | 28.248 | 1:25.391 |
| 3 | 23.623 | 20.213 | 24.828 | 1:08.664 |
| 4 | 22.984 | 19.830 | 24.588 | 1:07.402 |
| 5 | 22.877 | 19.958 | 24.617 | 1:07.452 |
| 6 | 23.029 | 19.883 | 24.608 | 1:07.520 |
| 7 | 23.032 | 19.868 | 24.467 | 1:07.367 |
| 8 | 22.872 | 20.083 | 25.080 | 1:08.035 |

##### Num3 MENARD Pierre-Louis

|   |        |        |        |          |
|---|--------|--------|--------|----------|
| 1 |        |        |        |          |
| 2 | 30.632 | 21.550 | 25.241 | 1:17.423 |
| 3 | 23.560 | 20.411 | 24.834 | 1:08.805 |
| 4 | 23.183 | 20.462 | 24.887 | 1:08.532 |
| 5 | 23.383 | 20.422 | 24.816 | 1:08.621 |
| 6 | 23.434 | 20.352 | 24.923 | 1:08.709 |
| 7 | 23.415 | 20.400 | 24.951 | 1:08.766 |
| 8 | 23.411 | 20.444 | 24.935 | 1:08.790 |

##### Num5 FOULON Emma X

|   |        |        |        |          |
|---|--------|--------|--------|----------|
| 1 |        |        |        |          |
| 2 | 35.988 | 26.312 | 30.060 | 1:32.360 |
| 3 | 27.467 | 23.237 | 27.832 | 1:18.536 |
| 4 | 25.757 | 21.995 | 26.795 | 1:14.547 |
| 5 | 25.471 | 22.321 | 26.786 | 1:14.578 |
| 6 | 24.756 | 21.874 | 26.703 | 1:13.333 |
| 7 | 24.373 | 21.561 | 26.443 | 1:12.377 |

##### Num6 CHICHERI Matteo

|   |        |        |        |          |
|---|--------|--------|--------|----------|
| 1 |        |        |        |          |
| 2 | 30.477 | 25.731 | 30.313 | 1:26.521 |

##### Num9 PELOURDE Julien

|   |        |        |        |          |
|---|--------|--------|--------|----------|
| 1 |        |        |        |          |
| 2 | 29.545 | 22.804 | 26.682 | 1:19.031 |
| 3 | 24.015 | 20.623 | 25.319 | 1:09.957 |

#### Tours/secteur 1 2 3 s au tour

|   |        |        |        |          |
|---|--------|--------|--------|----------|
| 4 | 23.466 | 19.970 | 25.139 | 1:08.575 |
| 5 | 23.334 | 20.085 | 24.876 | 1:08.295 |
| 6 | 23.515 | 19.950 | 24.828 | 1:08.293 |
| 7 | 23.289 | 20.158 | 24.882 | 1:08.329 |
| 8 | 23.101 | 20.448 | 25.583 | 1:09.132 |

##### Num15 GRATIEN Oceana

|   |        |        |        |          |
|---|--------|--------|--------|----------|
| 1 |        |        |        |          |
| 2 | 38.613 | 29.374 | 41.954 | 1:49.941 |

##### Num16 GARDET Benjamin

|   |        |        |        |          |
|---|--------|--------|--------|----------|
| 1 |        |        |        |          |
| 2 | 29.286 | 21.855 | 25.877 | 1:17.018 |
| 3 | 24.454 | 20.406 | 25.051 | 1:09.911 |
| 4 | 24.171 | 31.496 | 25.614 | 1:21.281 |
| 5 | 24.406 | 20.640 | 25.064 | 1:10.110 |
| 6 | 24.335 | 20.775 | 25.270 | 1:10.380 |
| 7 | 24.419 | 20.439 | 25.320 | 1:10.178 |
| 8 | 24.131 | 20.410 | 25.101 | 1:09.642 |

##### Num21 FEVER Joan

|   |        |        |        |          |
|---|--------|--------|--------|----------|
| 1 |        |        |        |          |
| 2 | 29.040 | 22.513 | 26.018 | 1:17.571 |
| 3 | 24.140 | 20.929 | 25.448 | 1:10.517 |
| 4 | 23.534 | 20.721 | 25.154 | 1:09.409 |
| 5 | 23.774 | 20.842 | 25.232 | 1:09.848 |
| 6 | 23.907 | 20.902 | 26.561 | 1:11.370 |
| 7 | 23.459 | 20.486 | 25.393 | 1:09.338 |
| 8 | 23.997 | 20.701 | 25.295 | 1:09.993 |

##### Num22 LEFEVRE Jean Marc

|   |        |        |        |          |
|---|--------|--------|--------|----------|
| 1 |        |        |        |          |
| 2 | 29.406 | 21.624 | 25.845 | 1:16.875 |
| 3 | 24.014 | 20.549 | 25.261 | 1:09.824 |
| 4 | 24.059 | 20.253 | 25.305 | 1:09.617 |
| 5 | 23.662 | 20.112 | 25.250 | 1:09.024 |
| 6 | 23.792 | 20.348 | 25.172 | 1:09.312 |

#### Tours/secteur 1 2 3 s au tour

|   |        |        |        |          |
|---|--------|--------|--------|----------|
| 7 | 23.686 | 20.166 | 25.270 | 1:09.122 |
| 8 | 23.637 | 20.233 | 25.306 | 1:09.176 |

##### Num23 BONDON Romain X

|   |        |        |        |          |
|---|--------|--------|--------|----------|
| 1 |        |        |        |          |
| 2 | 28.466 | 21.435 | 25.235 | 1:15.136 |
| 3 | 23.332 | 20.171 | 24.750 | 1:08.253 |
| 4 | 23.275 | 20.194 | 24.762 | 1:08.231 |
| 5 | 23.033 | 20.047 | 24.589 | 1:07.669 |
| 6 | 23.238 | 20.043 | 24.665 | 1:07.946 |
| 7 | 23.166 | 19.898 | 24.615 | 1:07.679 |
| 8 | 23.098 | 19.842 | 24.483 | 1:07.423 |

##### Num24 POYET Romain

|   |        |        |        |          |
|---|--------|--------|--------|----------|
| 1 |        |        |        |          |
| 2 | 29.592 | 21.650 | 26.121 | 1:17.363 |
| 3 | 23.738 | 20.885 | 25.683 | 1:10.306 |
| 4 | 23.624 | 20.524 | 25.220 | 1:09.368 |
| 5 | 23.474 | 21.540 | 25.252 | 1:10.266 |
| 6 | 23.508 | 20.589 | 25.174 | 1:09.271 |
| 7 | 23.396 | 20.368 | 25.198 | 1:08.962 |
| 8 | 23.420 | 20.532 | 25.032 | 1:08.984 |


##### Num25 CORNEE Thomas

|   |        |        |        |          |
|---|--------|--------|--------|----------|
| 1 |        |        |        |          |
| 2 | 27.309 | 20.893 | 28.018 | 1:16.220 |
| 3 | 24.358 | 20.061 | 24.816 | 1:09.235 |
| 4 | 23.038 | 19.963 | 24.560 | 1:07.561 |
| 5 | 23.070 | 19.899 | 24.672 | 1:07.641 |
| 6 | 23.035 | 20.108 | 25.467 | 1:08.610 |
| 7 | 23.139 | 20.089 | 24.679 | 1:07.907 |

##### Num31 GUILLOTEAU Olivier X

|   |        |        |        |          |
|---|--------|--------|--------|----------|
| 1 |        |        |        |          |
| 2 | 32.028 | 22.768 | 27.610 | 1:22.406 |
| 3 | 24.313 | 21.579 | 26.163 | 1:12.055 |
| 4 | 24.320 | 20.930 | 26.084 | 1:11.334 |





### KFS 150 - 160

### Essais Chronométrés (Es\_Ch)

Pour information, sans valeur officielle

### Analyse des tours

#### Tours/secteur 1 2 3 s au tour

|   |               |               |               |                 |
|---|---------------|---------------|---------------|-----------------|
| 5 | 24.077        | 21.220        | 25.419        | 1:10.716        |
| 6 | <b>23.859</b> | <b>20.843</b> | 25.599        | <b>1:10.301</b> |
| 7 | 24.092        | <b>20.661</b> | 25.621        | 1:10.374        |
| 8 | 24.667        | 20.947        | <b>25.187</b> | 1:10.801        |

#### Num35 PANNETIER Vincent

|   |               |               |               |                 |
|---|---------------|---------------|---------------|-----------------|
| 1 |               |               |               |                 |
| 2 | <b>28.205</b> | <b>22.201</b> | <b>25.789</b> | 1:16.195        |
| 3 | <b>24.269</b> | <b>20.956</b> | <b>24.932</b> | 1:10.157        |
| 4 | <b>23.488</b> | <b>20.346</b> | <b>24.828</b> | 1:08.662        |
| 5 | <b>23.424</b> | <b>20.160</b> | <b>24.569</b> | 1:08.153        |
| 6 | <b>23.270</b> | <b>20.005</b> | 24.632        | 1:07.907        |
| 7 | <b>23.228</b> | <b>19.964</b> | <b>24.532</b> | <b>1:07.724</b> |
| 8 | <b>23.111</b> | 20.106        | 24.586        | 1:07.803        |

#### Num53 MICHAU Herve

|   |               |               |               |                 |
|---|---------------|---------------|---------------|-----------------|
| 1 |               |               |               |                 |
| 2 | <b>27.988</b> | <b>21.040</b> | <b>25.021</b> | 1:14.049        |
| 3 | <b>23.532</b> | <b>20.051</b> | <b>24.790</b> | 1:08.373        |
| 4 | <b>23.229</b> | <b>19.969</b> | <b>24.639</b> | <b>1:07.837</b> |
| 5 | <b>23.140</b> | 20.430        | 24.849        | 1:08.419        |
| 6 | 23.308        | <b>19.885</b> | 24.760        | 1:07.953        |
| 7 | 23.235        | 20.027        | 25.057        | 1:08.319        |
| 8 | 23.225        | 20.122        | 24.925        | 1:08.272        |

#### Num54 CAMUS Guillaume X

|   |               |               |               |                 |
|---|---------------|---------------|---------------|-----------------|
| 1 |               |               |               |                 |
| 2 | <b>28.042</b> | <b>20.966</b> | <b>25.110</b> | 1:14.118        |
| 3 | <b>23.709</b> | <b>20.021</b> | <b>24.608</b> | 1:08.338        |
| 4 | <b>23.373</b> | <b>19.966</b> | 24.642        | 1:07.981        |
| 5 | <b>23.239</b> | <b>19.849</b> | <b>24.443</b> | 1:07.531        |
| 6 | 23.352        | <b>19.821</b> | <b>24.393</b> | 1:07.566        |
| 7 | <b>23.223</b> | <b>19.811</b> | 24.476        | <b>1:07.510</b> |
| 8 | <b>23.204</b> | <b>19.810</b> | 24.712        | 1:07.726        |

#### Num55 DUPREZ Nicolas

|   |  |  |  |  |
|---|--|--|--|--|
| 1 |  |  |  |  |
|---|--|--|--|--|

#### Tours/secteur 1 2 3 s au tour

|   |               |               |               |                 |
|---|---------------|---------------|---------------|-----------------|
| 2 | <b>28.073</b> | <b>21.042</b> | <b>25.339</b> | 1:14.454        |
| 3 | <b>23.976</b> | <b>20.430</b> | <b>24.740</b> | 1:09.146        |
| 4 | <b>23.670</b> | <b>20.220</b> | <b>24.711</b> | 1:08.601        |
| 5 | <b>23.342</b> | <b>19.967</b> | 24.862        | <b>1:08.171</b> |
| 6 | <b>23.276</b> | 20.012        | 24.897        | 1:08.185        |
| 7 | 23.609        | 20.103        | 25.007        | 1:08.719        |
| 8 | 23.413        | 20.094        | 24.814        | 1:08.321        |

#### Num57 RICHARD Laurent

|   |               |               |               |                 |
|---|---------------|---------------|---------------|-----------------|
| 1 |               |               |               |                 |
| 2 | <b>28.550</b> | <b>21.403</b> | <b>25.580</b> | 1:15.533        |
| 3 | <b>23.566</b> | <b>20.435</b> | <b>25.529</b> | 1:09.530        |
| 4 | 23.574        | <b>20.392</b> | <b>24.900</b> | 1:08.866        |
| 5 | <b>23.522</b> | <b>20.241</b> | <b>24.712</b> | 1:08.475        |
| 6 | <b>23.284</b> | 20.271        | 24.813        | 1:08.368        |
| 7 | <b>23.187</b> | <b>20.042</b> | 24.791        | 1:08.020        |
| 8 | <b>23.182</b> | 20.069        | 24.713        | <b>1:07.964</b> |

#### Num67 BAUDET Laurent

|   |               |               |               |                 |
|---|---------------|---------------|---------------|-----------------|
| 1 |               |               |               |                 |
| 2 | <b>28.872</b> | <b>21.635</b> | <b>25.459</b> | 1:15.966        |
| 3 | <b>23.974</b> | <b>20.358</b> | <b>24.906</b> | 1:09.238        |
| 4 | <b>23.244</b> | <b>19.897</b> | 25.008        | 1:08.149        |
| 5 | 23.321        | 20.317        | 25.138        | 1:08.776        |
| 6 | <b>23.196</b> | 20.005        | <b>24.797</b> | 1:07.998        |
| 7 | <b>23.075</b> | 20.105        | <b>24.755</b> | <b>1:07.935</b> |

#### Num68 CHATEAUNEUF Franck

|   |               |               |               |                 |
|---|---------------|---------------|---------------|-----------------|
| 1 |               |               |               |                 |
| 2 | <b>27.949</b> | <b>21.091</b> | <b>25.319</b> | 1:14.359        |
| 3 | <b>23.807</b> | <b>20.069</b> | <b>25.064</b> | 1:08.940        |
| 4 | <b>23.395</b> | 20.329        | <b>24.962</b> | 1:08.686        |
| 5 | <b>23.326</b> | 20.460        | <b>24.778</b> | 1:08.564        |
| 6 | 23.353        | <b>20.055</b> | <b>24.722</b> | 1:08.130        |
| 7 | <b>23.191</b> | <b>20.039</b> | 24.756        | <b>1:07.986</b> |
| 8 | 23.215        | 20.144        | 24.897        | 1:08.256        |

#### Tours/secteur 1 2 3 s au tour

#### Num69 BONNAUD Brice

|   |               |               |               |                 |
|---|---------------|---------------|---------------|-----------------|
| 1 |               |               |               |                 |
| 2 | <b>28.818</b> | <b>21.418</b> | <b>24.976</b> | 1:15.212        |
| 3 | <b>24.026</b> | <b>20.826</b> | 25.465        | 1:10.317        |
| 4 | 24.235        | <b>20.575</b> | 25.054        | 1:09.864        |
| 5 | <b>23.330</b> | <b>20.350</b> | <b>24.862</b> | 1:08.542        |
| 6 | 23.501        | <b>20.282</b> | 25.002        | 1:08.785        |
| 7 | 23.446        | <b>20.209</b> | <b>24.761</b> | 1:08.416        |
| 8 | <b>23.143</b> | <b>20.064</b> | <b>24.644</b> | <b>1:07.851</b> |

#### Num72 GALLIENNE Mickael

|   |               |               |               |          |
|---|---------------|---------------|---------------|----------|
| 1 |               |               |               |          |
| 2 | <b>28.524</b> | <b>21.139</b> | <b>25.177</b> | 1:14.840 |

#### Num73 FORGES Thomas

|   |               |               |               |                 |
|---|---------------|---------------|---------------|-----------------|
| 1 |               |               |               |                 |
| 2 | <b>28.711</b> | <b>21.087</b> | <b>25.690</b> | 1:15.488        |
| 3 | <b>24.097</b> | <b>20.150</b> | <b>25.079</b> | 1:09.326        |
| 4 | <b>24.092</b> | 20.516        | <b>25.027</b> | 1:09.635        |
| 5 | <b>23.353</b> | 20.242        | <b>24.772</b> | 1:08.367        |
| 6 | <b>23.168</b> | <b>20.106</b> | <b>24.735</b> | 1:08.009        |
| 7 | 23.411        | <b>19.982</b> | 24.847        | 1:08.240        |
| 8 | <b>23.125</b> | 20.022        | <b>24.683</b> | <b>1:07.830</b> |

#### Num74 PICARD Arnaud X

|   |               |               |               |                 |
|---|---------------|---------------|---------------|-----------------|
| 1 |               |               |               |                 |
| 2 | <b>29.022</b> | <b>21.299</b> | <b>25.364</b> | 1:15.685        |
| 3 | <b>23.902</b> | <b>20.280</b> | <b>24.746</b> | 1:08.928        |
| 4 | <b>23.826</b> | 20.644        | 25.023        | 1:09.493        |
| 5 | <b>23.225</b> | 22.262        | 25.034        | 1:10.521        |
| 6 | 23.434        | <b>19.891</b> | 25.013        | 1:08.338        |
| 7 | 23.337        | 19.914        | 24.791        | 1:08.042        |
| 8 | <b>23.039</b> | 19.921        | <b>24.718</b> | <b>1:07.678</b> |

#### Num77 BOULTE Benjamin X

|   |               |               |               |          |
|---|---------------|---------------|---------------|----------|
| 1 |               |               |               |          |
| 2 | <b>29.152</b> | <b>21.538</b> | <b>29.202</b> | 1:19.892 |



### KFS 150 - 160

### Essais Chronométrés (Es\_Ch)

Pour information, sans valeur officielle

### Analyse des tours

Tours: secteur 1 | secteur 2 | secteur 3 | total au tour

|   |        |        |        |          |
|---|--------|--------|--------|----------|
| 3 | 23.737 | 20.337 | 24.816 | 1:08.890 |
| 4 | 23.179 | 19.909 | 24.663 | 1:07.751 |
| 5 | 23.196 | 19.878 | 24.720 | 1:07.794 |
| 6 | 22.989 | 19.987 | 24.849 | 1:07.825 |
| 7 | 23.103 | 19.997 | 24.651 | 1:07.751 |
| 8 | 22.941 | 19.860 | 24.466 | 1:07.267 |

#### Num78 RIVIERE Alexandre

|   |        |        |        |          |
|---|--------|--------|--------|----------|
| 1 |        |        |        |          |
| 2 | 29.355 | 20.816 | 25.248 | 1:15.419 |
| 3 | 23.330 | 20.084 | 25.088 | 1:08.502 |
| 4 | 22.942 | 19.828 | 24.503 | 1:07.273 |
| 5 | 22.995 | 20.128 | 24.811 | 1:07.934 |
| 6 | 23.136 | 19.863 | 24.538 | 1:07.537 |
| 7 | 22.971 | 19.832 | 24.389 | 1:07.192 |
| 8 | 22.832 | 19.874 | 24.383 | 1:07.089 |

#### Num79 PIAUD Sylvain X

|   |        |        |        |          |
|---|--------|--------|--------|----------|
| 1 |        |        |        |          |
| 2 | 28.660 | 24.223 | 29.779 | 1:22.662 |
| 3 | 23.839 | 20.314 | 24.808 | 1:08.961 |
| 4 | 23.167 | 19.967 | 24.695 | 1:07.829 |
| 5 | 23.015 | 19.783 | 24.513 | 1:07.311 |
| 6 | 23.874 | 21.835 | 25.589 | 1:11.298 |
| 7 | 23.070 | 20.119 | 24.648 | 1:07.837 |
| 8 | 22.976 | 19.921 | 24.516 | 1:07.413 |

#### Num99 FEVER Michael X

|   |        |        |        |          |
|---|--------|--------|--------|----------|
| 1 |        |        |        |          |
| 2 | 30.872 | 23.134 | 26.786 | 1:20.792 |
| 3 | 25.063 | 21.373 | 25.642 | 1:12.078 |
| 4 | 37.365 | 20.937 | 25.741 | 1:24.043 |
| 5 | 24.130 | 24.449 | 25.839 | 1:14.418 |
| 6 | 24.158 | 21.083 | 25.734 | 1:10.975 |
| 7 | 24.032 | 20.591 | 25.375 | 1:09.998 |
| 8 | 23.723 | 20.681 | 25.499 | 1:09.903 |

Championnat de Ligue du Centre (M1) 18-19/03/2017

ASK Salbris

Apex Timing



**KFS 150 - 160**
**Warm Up (W\_Up)**
**Document 14**
**Résultats**

Sous réserve du contrôle technique ou d'incidents d'ordre sportif

| Cl | Num | Nom pilote          | Secteur 1 | Secteur 2 | Secteur 3 | Temps           | Ecart | Tours |
|----|-----|---------------------|-----------|-----------|-----------|-----------------|-------|-------|
| 1  | 79  | PIAUD Sylvain       | 23.141    | 19.919    | 24.769    | <b>1:07.829</b> |       | 5     |
| 2  | 54  | CAMUS Guillaume     | 23.346    | 20.229    | 24.826    | <b>1:08.401</b> | 0.572 | 5     |
| 3  | 68  | CHATEAUNEUF Franck  | 23.314    | 20.253    | 25.026    | <b>1:08.593</b> | 0.764 | 5     |
| 4  | 23  | BONDON Romain       | 23.576    | 20.262    | 24.763    | <b>1:08.601</b> | 0.772 | 5     |
| 5  | 69  | BONNAUD Brice       | 23.282    | 20.395    | 25.050    | <b>1:08.727</b> | 0.898 | 5     |
| 6  | 3   | MENARD Pierre-Louis | 23.379    | 20.416    | 24.985    | <b>1:08.780</b> | 0.951 | 4     |
| 7  | 57  | RICHARD Laurent     | 23.558    | 20.383    | 24.948    | <b>1:08.889</b> | 1.060 | 5     |
| 8  | 78  | RIVIERE Alexandre   | 24.003    | 20.047    | 24.864    | <b>1:08.914</b> | 1.085 | 5     |
| 9  | 53  | MICHAU Herve        | 23.697    | 20.101    | 25.121    | <b>1:08.919</b> | 1.090 | 5     |
| 10 | 73  | FORGES Thomas       | 23.694    | 20.305    | 24.959    | <b>1:08.958</b> | 1.129 | 5     |
| 11 | 72  | GALLIENNE Mickael   | 23.667    | 20.265    | 25.029    | <b>1:08.961</b> | 1.132 | 5     |
| 12 | 2   | COUILLAUD Dominiqu  | 23.481    | 20.391    | 25.119    | <b>1:08.991</b> | 1.162 | 5     |
| 13 | 55  | DUPREZ Nicolas      | 23.600    | 20.364    | 25.046    | <b>1:09.010</b> | 1.181 | 5     |
| 14 | 77  | BOULTE Benjamin     | 23.692    | 20.265    | 25.077    | <b>1:09.034</b> | 1.205 | 5     |
| 15 | 74  | PICARD Arnaud       | 23.713    | 20.344    | 24.978    | <b>1:09.035</b> | 1.206 | 5     |
| 16 | 24  | POYET Romain        | 23.341    | 20.482    | 25.299    | <b>1:09.122</b> | 1.293 | 5     |
| 17 | 9   | PELOURDE Julien     | 23.644    | 20.650    | 25.202    | <b>1:09.496</b> | 1.667 | 5     |
| 18 | 16  | GARDET Benjamin     | 24.304    | 20.280    | 24.917    | <b>1:09.501</b> | 1.672 | 5     |
| 19 | 31  | GUILLOTEAU Olivier  | 23.715    | 20.497    | 25.539    | <b>1:09.751</b> | 1.922 | 5     |
| 20 | 21  | FEVER Joan          | 24.110    | 20.488    | 25.272    | <b>1:09.870</b> | 2.041 | 5     |
| 21 | 99  | FEVER Michael       | 23.947    | 20.530    | 25.456    | <b>1:09.933</b> | 2.104 | 5     |
| 22 | 6   | CHICHERI Matteo     | 23.635    | 20.770    | 25.719    | <b>1:10.124</b> | 2.295 | 5     |
| 23 | 5   | FOULON Emma         | 26.041    | 21.306    | 26.124    | <b>1:13.471</b> | 5.642 | 5     |

**Départ : 19/03 - 08:21:05**

 Meilleur tour : Num79 PIAUD Sylvain X 1:07.829 79,61 Km/h  
 Record de l'épreuve : Num78 RIVIERE Alexandre 1:07.089 80,49 Km/h

Championnat de Ligue du Centre (M1) 18-19/03/2017

Page 1 / 1

ASK Salbris

Apex Timing



### KFS 150 - 160

### Warm Up (W\_Up)

Pour information, sans valeur officielle

### Best Sectors Analysis

| S1 |     |        | S2 |     |        | S3 |     |        | Ideal Lap Times |     |                     |           |          |       |
|----|-----|--------|----|-----|--------|----|-----|--------|-----------------|-----|---------------------|-----------|----------|-------|
| Cl | Num | Temps  | Cl | Num | Temps  | Cl | Num | Temps  | Cl              | Num | Nom pilote          | Ideal Lap | Best Lap | Diff. |
| 1  | 79  | 23.092 | 1  | 79  | 19.919 | 1  | 23  | 24.763 | 1               | 79  | PIAUD Sylvain       | 1:07.780  | 1:07.829 | 0.049 |
| 2  | 69  | 23.282 | 2  | 23  | 20.045 | 2  | 79  | 24.769 | 2               | 78  | RIVIERE Alexandre   | 1:08.199  | 1:08.914 | 0.715 |
| 3  | 78  | 23.288 | 3  | 78  | 20.047 | 3  | 54  | 24.826 | 3               | 23  | BONDON Romain       | 1:08.384  | 1:08.601 | 0.217 |
| 4  | 68  | 23.314 | 4  | 53  | 20.101 | 4  | 74  | 24.862 | 4               | 54  | CAMUS Guillaume     | 1:08.401  | 1:08.401 |       |
| 5  | 24  | 23.341 | 5  | 74  | 20.162 | 5  | 78  | 24.864 | 5               | 68  | CHATEAUNEUF Franck  | 1:08.593  | 1:08.593 |       |
| 6  | 54  | 23.346 | 6  | 54  | 20.229 | 6  | 16  | 24.917 | 6               | 69  | BONNAUD Brice       | 1:08.627  | 1:08.727 | 0.100 |
| 7  | 3   | 23.379 | 7  | 68  | 20.253 | 7  | 57  | 24.948 | 7               | 77  | BOULTE Benjamin     | 1:08.717  | 1:09.034 | 0.317 |
| 8  | 77  | 23.421 | 8  | 77  | 20.265 | 8  | 69  | 24.950 | 8               | 74  | PICARD Arnaud       | 1:08.737  | 1:09.035 | 0.298 |
| 9  | 2   | 23.481 | 8  | 72  | 20.265 | 9  | 72  | 24.955 | 9               | 3   | MENARD Pierre-Louis | 1:08.780  | 1:08.780 |       |
| 10 | 31  | 23.521 | 10 | 16  | 20.280 | 10 | 73  | 24.959 | 10              | 53  | MICHAU Herve        | 1:08.829  | 1:08.919 | 0.090 |
| 11 | 57  | 23.558 | 11 | 73  | 20.296 | 11 | 2   | 24.973 | 11              | 72  | GALLIENNE Mickael   | 1:08.837  | 1:08.961 | 0.124 |
| 12 | 23  | 23.576 | 12 | 55  | 20.364 | 12 | 3   | 24.985 | 12              | 2   | COUILLAUD Dominiqu  | 1:08.845  | 1:08.991 | 0.146 |
| 13 | 55  | 23.600 | 13 | 57  | 20.383 | 13 | 68  | 25.026 | 13              | 57  | RICHARD Laurent     | 1:08.889  | 1:08.889 |       |
| 14 | 53  | 23.607 | 14 | 2   | 20.391 | 14 | 77  | 25.031 | 14              | 73  | FORGES Thomas       | 1:08.939  | 1:08.958 | 0.019 |
| 15 | 72  | 23.617 | 15 | 69  | 20.395 | 15 | 55  | 25.046 | 15              | 24  | POYET Romain        | 1:09.007  | 1:09.122 | 0.115 |
| 16 | 6   | 23.635 | 16 | 3   | 20.416 | 16 | 53  | 25.121 | 16              | 55  | DUPREZ Nicolas      | 1:09.010  | 1:09.010 |       |
| 17 | 9   | 23.644 | 17 | 24  | 20.482 | 17 | 24  | 25.184 | 17              | 16  | GARDET Benjamin     | 1:09.297  | 1:09.501 | 0.204 |
| 18 | 73  | 23.684 | 18 | 21  | 20.488 | 18 | 9   | 25.202 | 18              | 9   | PELOURDE Julien     | 1:09.496  | 1:09.496 |       |
| 19 | 74  | 23.713 | 19 | 31  | 20.497 | 19 | 21  | 25.272 | 19              | 31  | GUILLOTEAU Olivier  | 1:09.557  | 1:09.751 | 0.194 |
| 20 | 99  | 23.947 | 20 | 99  | 20.530 | 20 | 99  | 25.456 | 20              | 21  | FEVER Joan          | 1:09.870  | 1:09.870 |       |
| 21 | 16  | 24.100 | 21 | 9   | 20.650 | 21 | 31  | 25.539 | 21              | 99  | FEVER Michael       | 1:09.933  | 1:09.933 |       |
| 22 | 21  | 24.110 | 22 | 6   | 20.770 | 22 | 6   | 25.719 | 22              | 6   | CHICHERI Matteo     | 1:10.124  | 1:10.124 |       |
| 23 | 5   | 25.604 | 23 | 5   | 21.306 | 23 | 5   | 26.124 | 23              | 5   | FOULON Emma         | 1:13.034  | 1:13.471 | 0.437 |

### KFS 150 - 160

#### Warm Up (W\_Up)

#### Analyse des tours

Pour information, sans valeur officielle

#### Tours/secteur 1 2 3 s au tour

##### Num2 COUILLAUD Dominique

|   |        |        |        |          |
|---|--------|--------|--------|----------|
| 1 |        |        |        |          |
| 2 | 29.825 | 23.769 | 29.112 | 1:22.706 |
| 3 | 25.803 | 25.418 | 35.735 | 1:26.956 |
| 4 | 23.481 | 20.391 | 25.119 | 1:08.991 |
| 5 | 24.548 | 20.467 | 24.973 | 1:09.988 |

##### Num3 MENARD Pierre-Louis

|   |        |        |        |          |
|---|--------|--------|--------|----------|
| 1 |        |        |        |          |
| 2 | 27.636 | 21.459 | 25.589 | 1:14.684 |
| 3 | 23.379 | 20.416 | 24.985 | 1:08.780 |
| 4 | 23.787 | 20.496 | 25.052 | 1:09.335 |

##### Num5 FOULON Emma X

|   |        |        |        |          |
|---|--------|--------|--------|----------|
| 1 |        |        |        |          |
| 2 | 33.242 | 24.715 | 27.982 | 1:25.939 |
| 3 | 26.876 | 22.169 | 28.279 | 1:17.324 |
| 4 | 25.604 | 21.836 | 27.804 | 1:15.244 |
| 5 | 26.041 | 21.306 | 26.124 | 1:13.471 |

##### Num6 CHICHERI Matteo

|   |        |        |        |          |
|---|--------|--------|--------|----------|
| 1 |        |        |        |          |
| 2 | 31.693 | 24.720 | 27.859 | 1:24.272 |
| 3 | 26.120 | 22.387 | 27.994 | 1:16.501 |
| 4 | 25.554 | 20.855 | 25.871 | 1:12.280 |
| 5 | 23.635 | 20.770 | 25.719 | 1:10.124 |

##### Num9 PELOURDE Julien

|   |        |        |        |          |
|---|--------|--------|--------|----------|
| 1 |        |        |        |          |
| 2 | 26.886 | 21.898 | 25.985 | 1:14.769 |
| 3 | 24.023 | 20.745 | 25.542 | 1:10.310 |
| 4 | 23.644 | 20.650 | 25.202 | 1:09.496 |
| 5 | 23.962 | 20.872 | 25.260 | 1:10.094 |

##### Num16 GARDET Benjamin

|   |        |        |        |          |
|---|--------|--------|--------|----------|
| 1 |        |        |        |          |
| 2 | 27.587 | 21.997 | 25.633 | 1:15.217 |
| 3 | 24.100 | 20.666 | 25.209 | 1:09.975 |

#### Tours/secteur 1 2 3 s au tour

|   |        |        |        |          |
|---|--------|--------|--------|----------|
| 4 | 24.566 | 20.479 | 25.091 | 1:10.136 |
| 5 | 24.304 | 20.280 | 24.917 | 1:09.501 |

##### Num21 FEVER Joan

|   |        |        |        |          |
|---|--------|--------|--------|----------|
| 1 |        |        |        |          |
| 2 | 30.997 | 23.846 | 27.866 | 1:22.709 |
| 3 | 24.962 | 21.066 | 25.312 | 1:11.340 |
| 4 | 25.116 | 20.718 | 25.293 | 1:11.127 |
| 5 | 24.110 | 20.488 | 25.272 | 1:09.870 |

##### Num23 BONDON Romain X

|   |        |        |        |          |
|---|--------|--------|--------|----------|
| 1 |        |        |        |          |
| 2 | 27.472 | 21.661 | 25.230 | 1:14.363 |
| 3 | 24.362 | 20.369 | 24.783 | 1:09.514 |
| 4 | 23.576 | 20.262 | 24.763 | 1:08.601 |
| 5 | 23.610 | 20.045 | 24.966 | 1:08.621 |

##### Num24 POYET Romain

|   |        |        |        |          |
|---|--------|--------|--------|----------|
| 1 |        |        |        |          |
| 2 | 27.662 | 21.681 | 25.809 | 1:15.152 |
| 3 | 23.711 | 20.712 | 25.320 | 1:09.743 |
| 4 | 23.642 | 20.733 | 25.184 | 1:09.559 |
| 5 | 23.341 | 20.482 | 25.299 | 1:09.122 |

##### Num31 GUILLOTEAU Olivier X

|   |        |        |        |          |
|---|--------|--------|--------|----------|
| 1 |        |        |        |          |
| 2 | 28.781 | 22.111 | 26.162 | 1:17.054 |
| 3 | 23.756 | 20.993 | 25.644 | 1:10.393 |
| 4 | 23.715 | 20.497 | 25.539 | 1:09.751 |
| 5 | 23.521 | 20.577 | 25.803 | 1:09.901 |

##### Num53 MICHAU Herve

|   |        |        |        |          |
|---|--------|--------|--------|----------|
| 1 |        |        |        |          |
| 2 | 26.775 | 21.207 | 25.991 | 1:13.973 |
| 3 | 23.607 | 20.265 | 25.161 | 1:09.033 |
| 4 | 51.489 | 20.775 | 25.269 | 1:37.533 |
| 5 | 23.697 | 20.101 | 25.121 | 1:08.919 |

#### Tours/secteur 1 2 3 s au tour

##### Num54 CAMUS Guillaume X

|   |        |        |        |          |
|---|--------|--------|--------|----------|
| 1 |        |        |        |          |
| 2 | 27.575 | 21.249 | 25.549 | 1:14.373 |
| 3 | 23.383 | 20.605 | 25.023 | 1:09.011 |
| 4 | 23.833 | 20.309 | 24.898 | 1:09.040 |
| 5 | 23.346 | 20.229 | 24.826 | 1:08.401 |

##### Num55 DUPREZ Nicolas

|   |        |        |        |          |
|---|--------|--------|--------|----------|
| 1 |        |        |        |          |
| 2 | 28.160 | 22.212 | 27.327 | 1:17.699 |
| 3 | 25.998 | 22.740 | 26.695 | 1:15.433 |
| 4 | 24.218 | 21.273 | 25.381 | 1:10.872 |
| 5 | 23.600 | 20.364 | 25.046 | 1:09.010 |

##### Num57 RICHARD Laurent

|   |        |        |        |          |
|---|--------|--------|--------|----------|
| 1 |        |        |        |          |
| 2 | 26.940 | 21.682 | 25.725 | 1:14.347 |
| 3 | 23.722 | 20.463 | 25.967 | 1:10.152 |
| 4 | 23.841 | 20.881 | 25.251 | 1:09.973 |
| 5 | 23.558 | 20.383 | 24.948 | 1:08.889 |

##### Num68 CHATEAUNEUF Franck

|   |        |        |        |          |
|---|--------|--------|--------|----------|
| 1 |        |        |        |          |
| 2 | 27.644 | 21.443 | 25.532 | 1:14.619 |
| 3 | 24.361 | 20.305 | 25.074 | 1:09.740 |
| 4 | 23.501 | 20.531 | 25.044 | 1:09.076 |
| 5 | 23.314 | 20.253 | 25.026 | 1:08.593 |

##### Num69 BONNAUD Brice

|   |        |        |        |          |
|---|--------|--------|--------|----------|
| 1 |        |        |        |          |
| 2 | 27.920 | 21.962 | 25.404 | 1:15.286 |
| 3 | 24.307 | 20.757 | 24.972 | 1:10.036 |
| 4 | 23.683 | 20.434 | 24.950 | 1:09.067 |
| 5 | 23.282 | 20.395 | 25.050 | 1:08.727 |

##### Num72 GALLIENNE Mickael

|   |        |        |        |          |
|---|--------|--------|--------|----------|
| 1 |        |        |        |          |
| 2 | 27.347 | 20.994 | 25.752 | 1:14.093 |

Championnat de Ligue du Centre (M1) 18-19/03/2017

ASK Salbris

Apex Timing





### KFS 150 - 160

Warm Up (W\_Up)

Analyse des tours

Pour information, sans valeur officielle

Tours 1 2 3 4 5

|   |               |               |               |                 |
|---|---------------|---------------|---------------|-----------------|
| 3 | <b>23.617</b> | 20.419        | 25.256        | 1:09.292        |
| 4 | 23.667        | <b>20.265</b> | <b>25.029</b> | <b>1:08.961</b> |
| 5 | 23.635        | 20.515        | <b>24.955</b> | 1:09.105        |

Num73 FORGES Thomas

|   |               |               |               |                 |
|---|---------------|---------------|---------------|-----------------|
| 1 |               |               |               |                 |
| 2 | <b>26.944</b> | 21.292        | 25.700        | 1:13.936        |
| 3 | <b>23.684</b> | <b>20.415</b> | 25.138        | 1:09.237        |
| 4 | 23.705        | <b>20.296</b> | <b>25.088</b> | 1:09.089        |
| 5 | 23.694        | 20.305        | <b>24.959</b> | <b>1:08.958</b> |

Num74 PICARD Arnaud X

|   |               |               |               |                 |
|---|---------------|---------------|---------------|-----------------|
| 1 |               |               |               |                 |
| 2 | <b>27.131</b> | 21.966        | 25.866        | 1:14.963        |
| 3 | <b>23.713</b> | 20.344        | <b>24.978</b> | <b>1:09.035</b> |
| 4 | 23.758        | 20.465        | <b>24.862</b> | 1:09.085        |
| 5 | 24.179        | <b>20.162</b> | 24.984        | 1:09.325        |

Num77 BOULTE Benjamin X

|   |               |               |               |                 |
|---|---------------|---------------|---------------|-----------------|
| 1 |               |               |               |                 |
| 2 | <b>26.352</b> | 21.104        | 25.348        | 1:12.804        |
| 3 | <b>23.692</b> | <b>20.265</b> | <b>25.077</b> | <b>1:09.034</b> |
| 4 | 52.138        | 20.959        | <b>25.031</b> | 1:38.128        |
| 5 | <b>23.421</b> | 20.499        | 25.179        | 1:09.099        |

Num78 RIVIERE Alexandre

|   |               |               |               |                 |
|---|---------------|---------------|---------------|-----------------|
| 1 |               |               |               |                 |
| 2 | <b>27.141</b> | 21.537        | 25.492        | 1:14.170        |
| 3 | <b>23.288</b> | <b>20.772</b> | 24.963        | 1:09.023        |
| 4 | 24.003        | <b>20.047</b> | <b>24.864</b> | <b>1:08.914</b> |
| 5 | 23.762        | 20.426        | 24.930        | 1:09.118        |

Num79 PIAUD Sylvain X

|   |               |               |               |                 |
|---|---------------|---------------|---------------|-----------------|
| 1 |               |               |               |                 |
| 2 | <b>27.957</b> | <b>24.527</b> | <b>27.047</b> | 1:19.531        |
| 3 | <b>23.446</b> | <b>20.152</b> | <b>24.948</b> | 1:08.546        |
| 4 | <b>23.092</b> | 20.614        | <b>24.947</b> | 1:08.653        |
| 5 | 23.141        | <b>19.919</b> | <b>24.769</b> | <b>1:07.829</b> |

Tours 1 2 3 4 5

Num99 FEVER Michael X

|   |               |               |               |                 |
|---|---------------|---------------|---------------|-----------------|
| 1 |               |               |               |                 |
| 2 | <b>30.431</b> | <b>23.439</b> | <b>28.788</b> | 1:22.658        |
| 3 | <b>25.704</b> | <b>21.377</b> | <b>25.627</b> | 1:12.708        |
| 4 | 25.967        | <b>21.245</b> | 25.678        | 1:12.890        |
| 5 | <b>23.947</b> | <b>20.530</b> | <b>25.456</b> | <b>1:09.933</b> |

Championnat de Ligue du Centre (M1) 18-19/03/2017

ASK Salbris

Apex Timing



**KFS 150 - 160**

**Manche Qualificative (MQ\_1)**

**Document 15.2**

**Résultats**

Sous réserve du contrôle technique ou d'incidents d'ordre sportif

| Cl't | Num | Nom pilote          | Tours | Ecart          | Interv. | Meilleur tour |
|------|-----|---------------------|-------|----------------|---------|---------------|
| 1    | 78  | RIVIERE Alexandre   | 7     |                |         | 1:07.519      |
| 2    | 77  | BOULTE Benjamin     | 7     | <b>2.106</b>   | 2.106   | 1:07.801      |
| 3    | 54  | CAMUS Guillaume     | 7     | <b>2.445</b>   | 0.339   | 1:07.614      |
| 4    | 25  | CORNEE Thomas       | 7     | <b>4.131</b>   | 1.686   | 1:07.459      |
| 5    | 79  | PIAUD Sylvain       | 7     | <b>4.397</b>   | 0.266   | 1:07.707      |
| 6    | 2   | COUILLAUD Dominique | 7     | <b>6.283</b>   | 1.886   | 1:07.826      |
| 7    | 53  | MICHAU Herve        | 7     | <b>8.114</b>   | 1.831   | 1:08.016      |
| 8    | 67  | BAUDET Laurent      | 7     | <b>10.935</b>  | 2.821   | 1:08.075      |
| 9    | 68  | CHATEAUNEUF Franck  | 7     | <b>11.151</b>  | 0.216   | 1:08.329      |
| 10   | 72  | GALLIENNE Mickael   | 7     | <b>11.670</b>  | 0.519   | 1:08.086      |
| 11   | 23  | BONDON Romain       | 7     | <b>13.341</b>  | 1.671   | 1:08.860      |
| 12   | 9   | PELOURDE Julien     | 7     | <b>13.547</b>  | 0.206   | 1:08.460      |
| 13   | 57  | RICHARD Laurent     | 7     | <b>13.857</b>  | 0.310   | 1:08.818      |
| 14   | 55  | DUPREZ Nicolas      | 7     | <b>13.926</b>  | 0.069   | 1:08.230      |
| 15   | 21  | FEVER Joan          | 7     | <b>14.492</b>  | 0.566   | 1:08.254      |
| 16   | 3   | MENARD Pierre-Louis | 7     | <b>14.770</b>  | 0.278   | 1:07.723      |
| 17   | 24  | POYET Romain        | 7     | <b>15.153</b>  | 0.383   | 1:08.471      |
| 18   | 6   | CHICHERI Matteo     | 7     | <b>15.779</b>  | 0.626   | 1:08.556      |
| 19   | 99  | FEVER Michael       | 7     | <b>17.562</b>  | 1.783   | 1:08.848      |
| 20   | 31  | GUILLOTEAU Olivier  | 7     | <b>18.107</b>  | 0.545   | 1:08.596      |
| 21   | 16  | GARDET Benjamin     | 7     | <b>23.033</b>  | 4.926   | 1:08.717      |
| 22   | 5   | FOULON Emma         | 7     | <b>30.056</b>  | 7.023   | 1:10.294      |
| 23   | 15  | GRATIEN Oceana      | 7     | <b>37.133</b>  | 7.077   | 1:11.358      |
| 24   | 22  | LEFEVRE Jean Marc   | 6     | <b>1 Tour</b>  | 1 Tour  | 1:10.533      |
| 25   | 35  | PANNETIER Vincent   | 3     | <b>4 Tours</b> | 3 Tours | 1:09.032      |
| 26   | 69  | BONNAUD Brice       | 3     | <b>4 Tours</b> | 59.695  | 1:08.994      |
| 27   | 74  | PICARD Arnaud       | 2     | <b>5 Tours</b> | 1 Tour  | 1:09.152      |
| 28   | 73  | FORGES Thomas       | 2     | <b>5 Tours</b> | 0.560   | 1:08.510      |

Tête de course : Num77 BOULTE Benjamin X (1-1) / Num78 RIVIERE Alexandre (2-7)

Départ : 19/03 - 09:58:18

Meilleur tour : Num25 CORNEE Thomas 1:07.459 80,04 Km/h

Record de l'épreuve : Num78 RIVIERE Alexandre 1:07.089 80,49 Km/h

Championnat de Ligue du Centre (M1) 18-19/03/2017

Page 1 / 1

Apex Timing



**KFS 150 - 160**

**Manche Qualificative (MQ\_1)**

Pour information, sans valeur officielle

**Tableau des tours**

|               | 1             | 2             | 3             | 4            | 5             | 6             | 7             | 8             | 9             | 10            | 11            | 12            | 13            | 14            | 15            | 16            | 17           | 18           | 19            | 20            | 21            | 22            | 23            | 24            | 25           | 26            | 27           | 28            |  |
|---------------|---------------|---------------|---------------|--------------|---------------|---------------|---------------|---------------|---------------|---------------|---------------|---------------|---------------|---------------|---------------|---------------|--------------|--------------|---------------|---------------|---------------|---------------|---------------|---------------|--------------|---------------|--------------|---------------|--|
| <b>Grille</b> | <del>78</del> | <del>77</del> | <del>79</del> | <del>2</del> | <del>23</del> | <del>54</del> | <del>25</del> | <del>74</del> | <del>35</del> | <del>73</del> | <del>53</del> | <del>69</del> | <del>67</del> | <del>57</del> | <del>68</del> | <del>55</del> | <del>9</del> | <del>3</del> | <del>24</del> | <del>22</del> | <del>21</del> | <del>16</del> | <del>99</del> | <del>31</del> | <del>5</del> | <del>72</del> | <del>6</del> | <del>15</del> |  |
| <b>Départ</b> |               |               |               |              |               |               |               |               |               |               |               |               |               |               |               |               |              |              |               |               |               |               |               |               |              |               |              |               |  |
| <b>Tour 1</b> | 77            | 78            | 79            | 54           | 2             | 25            | 35            | 74            | 69            | 23            | 73            | 53            | 57            | 68            | 67            | 9             | 24           | 72           | 21            | 55            | 6             | 99            | 31            | 5             | 15           | 3             | 16           | 22            |  |
| Intervalle    |               | 0.2           | 1.3           | 0.0          | 0.2           | 0.1           | 0.1           | 0.2           | 0.2           | 0.3           | 0.5           | 0.6           | 0.2           | 0.9           | 0.2           | 0.1           | 0.3          | 0.5          | 0.9           | 0.3           | 0.7           | 0.5           | 0.9           | 0.9           | 0.5          | 1.6           | 0.3          | 32.1          |  |
| <b>Tour 2</b> | 78            | 77            | 54            | 2            | 79            | 25            | 35            | <del>74</del> | 69            | 23            | <del>73</del> | 53            | 57            | 68            | 9             | 67            | 72           | 24           | 21            | 55            | 6             | 99            | 31            | 3             | 5            | 16            | 15           | 22            |  |
|               |               | 0.1           | 0.5           | 1.3          | 0.0           | 0.1           | 0.0           | 0.3           | 0.1           | 0.2           | 0.1           | 0.3           | 0.9           | 1.7           | 0.1           | 0.1           | 0.3          | 0.2          | 0.4           | 0.2           | 1.3           | 0.4           | 0.6           | 3.0           | 0.4          | 0.5           | 1.2          | 33.8          |  |
| <b>Tour 3</b> | 78            | 77            | 54            | 79           | <del>35</del> | 25            | 2             | 53            | 23            | 57            | 68            | 67            | 72            | 9             | 24            | 21            | 55           | 6            | 99            | 31            | 3             | 16            | 5             | 15            | 22           | <del>69</del> |              |               |  |
|               |               | 0.2           | 0.2           | 2.6          | 0.4           | 0.1           | 0.0           | 1.1           | 0.1           | 1.7           | 1.0           | 0.7           | 0.2           | 0.2           | 0.2           | 0.1           | 0.2          | 1.3          | 1.0           | 0.4           | 1.7           | 3.4           | 0.5           | 2.4           | 32.7         | 9.7           |              |               |  |
| <b>Tour 4</b> | 78            | 54            | 77            | 79           | 25            | 2             | 53            | 23            | 57            | 68            | 67            | 72            | 9             | 24            | 21            | 55            | 6            | 99           | 31            | 3             | 16            | 5             | 15            | 22            |              |               |              |               |  |
|               |               | 0.8           | 0.1           | 2.4          | 0.8           | 0.8           | 0.3           | 1.2           | 1.1           | 0.7           | 0.3           | 0.2           | 0.6           | 0.9           | 0.2           | 0.2           | 0.8          | 0.8          | 0.3           | 0.7           | 4.6           | 2.0           | 3.7           | 31.8          |              |               |              |               |  |
| <b>Tour 5</b> | 78            | 54            | 77            | 79           | 25            | 2             | 53            | 23            | 68            | 57            | 67            | 72            | 9             | 24            | 55            | 21            | 6            | 3            | 99            | 31            | 16            | 5             | 15            | 22            |              |               |              |               |  |
|               |               | 1.0           | 0.1           | 2.4          | 0.7           | 1.0           | 0.5           | 2.7           | 0.7           | 0.2           | 0.1           | 0.3           | 0.6           | 0.9           | 0.5           | 0.3           | 0.6          | 1.1          | 0.2           | 0.7           | 5.0           | 3.2           | 4.9           | 30.8          |              |               |              |               |  |
| <b>Tour 6</b> | 78            | 77            | 54            | 79           | 25            | 2             | 53            | 68            | 67            | 23            | 72            | 57            | 9             | 24            | 55            | 21            | 6            | 3            | 99            | 31            | 16            | 5             | 15            | <del>22</del> |              |               |              |               |  |
|               |               | 1.8           | 0.3           | 1.8          | 0.1           | 1.5           | 0.9           | 3.5           | 0.1           | 0.6           | 0.2           | 0.5           | 0.0           | 0.8           | 0.2           | 0.3           | 1.0          | 0.2          | 1.4           | 0.3           | 5.5           | 5.1           | 5.3           | 30.0          |              |               |              |               |  |
| <b>Tour 7</b> | 78            | 77            | 54            | 25           | 79            | 2             | 53            | 67            | 68            | 72            | 23            | 9             | 57            | 55            | 21            | 3             | 24           | 6            | 99            | 31            | 16            | 5             | 15            |               |              |               |              |               |  |
|               |               | 2.1           | 0.3           | 1.6          | 0.2           | 1.8           | 1.8           | 2.8           | 0.2           | 0.5           | 1.6           | 0.2           | 0.3           | 0.0           | 0.5           | 0.2           | 0.3          | 0.6          | 1.7           | 0.5           | 4.9           | 7.0           | 7.0           |               |              |               |              |               |  |

### KFS 150 - 160

### Manche Qualificative (MQ\_1)

Pour information, sans valeur officielle

### Analyse des tours

Tours/secteur 1 2 3 s au tour

#### Num2 COUILLAUD Dominique

|   |        |        |        |          |
|---|--------|--------|--------|----------|
| 1 | 25.374 | 21.248 | 24.976 | 1:11.598 |
| 2 | 23.382 | 20.508 | 25.286 | 1:09.176 |
| 3 | 24.426 | 20.248 | 24.816 | 1:09.490 |
| 4 | 23.993 | 20.139 | 24.906 | 1:09.038 |
| 5 | 23.108 | 19.963 | 24.755 | 1:07.826 |
| 6 | 23.116 | 20.078 | 24.777 | 1:07.971 |
| 7 | 23.290 | 20.028 | 24.958 | 1:08.276 |

#### Num3 MENARD Pierre-Louis

|   |        |        |        |          |
|---|--------|--------|--------|----------|
| 1 | 26.950 | 29.658 | 25.116 | 1:21.724 |
| 2 | 23.193 | 20.316 | 25.505 | 1:09.014 |
| 3 | 23.743 | 20.047 | 24.860 | 1:08.650 |
| 4 | 22.981 | 20.051 | 24.711 | 1:07.743 |
| 5 | 22.930 | 20.024 | 24.786 | 1:07.740 |
| 6 | 23.105 | 19.989 | 24.629 | 1:07.723 |
| 7 | 23.022 | 19.990 | 24.844 | 1:07.856 |

#### Num5 FOULON Emma X

|   |        |        |        |          |
|---|--------|--------|--------|----------|
| 1 | 29.732 | 22.790 | 26.310 | 1:18.832 |
| 2 | 24.199 | 21.322 | 26.088 | 1:11.609 |
| 3 | 25.075 | 21.097 | 26.032 | 1:12.204 |
| 4 | 23.950 | 20.919 | 25.639 | 1:10.508 |
| 5 | 23.757 | 20.842 | 25.695 | 1:10.294 |
| 6 | 23.899 | 21.077 | 25.982 | 1:10.958 |
| 7 | 24.075 | 20.865 | 25.653 | 1:10.593 |

#### Num6 CHICHERI Matteo

|   |        |        |        |          |
|---|--------|--------|--------|----------|
| 1 | 28.646 | 22.059 | 25.636 | 1:16.341 |
| 2 | 23.554 | 20.571 | 25.328 | 1:09.453 |
| 3 | 24.197 | 20.227 | 25.179 | 1:09.603 |
| 4 | 23.446 | 20.280 | 25.244 | 1:08.970 |
| 5 | 23.380 | 20.142 | 25.034 | 1:08.556 |
| 6 | 23.207 | 20.322 | 25.153 | 1:08.682 |
| 7 | 23.194 | 20.715 | 25.160 | 1:09.069 |

Tours/secteur 1 2 3 s au tour

#### Num9 PELOURDE Julien

|   |        |        |        |          |
|---|--------|--------|--------|----------|
| 1 | 27.245 | 21.749 | 25.252 | 1:14.246 |
| 2 | 23.723 | 20.182 | 25.665 | 1:09.570 |
| 3 | 24.401 | 21.019 | 25.054 | 1:10.474 |
| 4 | 23.483 | 20.086 | 24.951 | 1:08.520 |
| 5 | 23.430 | 20.028 | 25.002 | 1:08.460 |
| 6 | 23.368 | 20.261 | 24.967 | 1:08.596 |
| 7 | 23.682 | 20.136 | 25.605 | 1:09.423 |

#### Num15 GRATIEN Oceana

|   |        |        |        |          |
|---|--------|--------|--------|----------|
| 1 | 29.713 | 23.163 | 26.223 | 1:19.099 |
| 2 | 24.067 | 21.758 | 27.057 | 1:12.882 |
| 3 | 25.463 | 21.184 | 26.225 | 1:12.872 |
| 4 | 23.896 | 21.698 | 26.182 | 1:11.776 |
| 5 | 24.071 | 21.283 | 26.197 | 1:11.551 |
| 6 | 23.931 | 21.322 | 26.105 | 1:11.358 |
| 7 | 24.252 | 21.551 | 26.472 | 1:12.275 |

#### Num16 GARDET Benjamin

|   |        |        |        |          |
|---|--------|--------|--------|----------|
| 1 | 34.539 | 22.075 | 25.134 | 1:21.748 |
| 2 | 23.299 | 20.617 | 25.717 | 1:09.633 |
| 3 | 24.578 | 21.157 | 25.308 | 1:11.043 |
| 4 | 23.562 | 20.473 | 24.974 | 1:09.009 |
| 5 | 23.689 | 20.486 | 24.920 | 1:09.095 |
| 6 | 23.731 | 20.334 | 25.034 | 1:09.099 |
| 7 | 23.468 | 20.348 | 24.901 | 1:08.717 |

#### Num21 FEVER Joan

|   |        |        |        |          |
|---|--------|--------|--------|----------|
| 1 | 28.505 | 21.768 | 25.411 | 1:15.684 |
| 2 | 23.559 | 20.391 | 25.001 | 1:08.951 |
| 3 | 24.232 | 20.409 | 25.013 | 1:09.654 |
| 4 | 23.326 | 20.642 | 25.360 | 1:09.328 |
| 5 | 24.065 | 20.276 | 24.782 | 1:09.123 |
| 6 | 23.241 | 20.218 | 24.795 | 1:08.254 |
| 7 | 23.404 | 20.454 | 24.973 | 1:08.831 |

Tours/secteur 1 2 3 s au tour

#### Num22 LEFEVRE Jean Marc

|   |        |        |        |          |
|---|--------|--------|--------|----------|
| 1 | 27.091 | 58.560 | 28.421 | 1:54.072 |
| 2 | 25.153 | 21.336 | 26.019 | 1:12.508 |
| 3 | 24.944 | 20.975 | 25.896 | 1:11.815 |
| 4 | 24.179 | 20.883 | 25.733 | 1:10.795 |
| 5 | 24.129 | 20.821 | 25.636 | 1:10.586 |
| 6 | 24.057 | 20.835 | 25.641 | 1:10.533 |

#### Num23 BONDON Romain X

|   |        |        |        |          |
|---|--------|--------|--------|----------|
| 1 | 27.229 | 20.438 | 24.935 | 1:12.602 |
| 2 | 23.392 | 20.227 | 25.241 | 1:08.860 |
| 3 | 24.669 | 20.398 | 24.764 | 1:09.831 |
| 4 | 23.702 | 20.220 | 25.503 | 1:09.425 |
| 5 | 23.650 | 20.402 | 25.394 | 1:09.446 |
| 6 | 23.955 | 20.768 | 25.234 | 1:09.957 |
| 7 | 23.882 | 20.331 | 25.826 | 1:10.039 |

#### Num24 POYET Romain

|   |        |        |        |          |
|---|--------|--------|--------|----------|
| 1 | 27.301 | 21.810 | 25.229 | 1:14.340 |
| 2 | 23.722 | 20.989 | 25.312 | 1:10.023 |
| 3 | 24.008 | 20.773 | 25.150 | 1:09.931 |
| 4 | 23.581 | 20.531 | 25.116 | 1:09.228 |
| 5 | 23.199 | 20.325 | 24.947 | 1:08.471 |
| 6 | 23.300 | 20.210 | 25.015 | 1:08.525 |
| 7 | 24.134 | 20.576 | 25.421 | 1:10.131 |

#### Num25 CORNEE Thomas

|   |        |        |        |          |
|---|--------|--------|--------|----------|
| 1 | 25.812 | 20.480 | 24.990 | 1:11.282 |
| 2 | 23.582 | 20.339 | 25.210 | 1:09.131 |
| 3 | 24.100 | 20.215 | 24.992 | 1:09.307 |
| 4 | 23.561 | 20.022 | 24.676 | 1:08.259 |
| 5 | 23.082 | 19.939 | 24.611 | 1:07.632 |
| 6 | 22.998 | 19.969 | 24.492 | 1:07.459 |
| 7 | 22.958 | 19.929 | 24.775 | 1:07.662 |

#### Num31 GUILLOTEAU Olivier X

|   |        |        |        |          |
|---|--------|--------|--------|----------|
| 1 | 29.523 | 22.625 | 25.877 | 1:18.025 |
|---|--------|--------|--------|----------|



### KFS 150 - 160

### Manche Qualificative (MQ\_1)

Pour information, sans valeur officielle

### Analyse des tours

| Tours | secteur 1 | secteur 2 | secteur 3 | is au tour |
|-------|-----------|-----------|-----------|------------|
| 2     | 23.508    | 20.463    | 25.128    | 1:09.099   |
| 3     | 24.491    | 20.389    | 25.056    | 1:09.936   |
| 4     | 23.418    | 20.354    | 24.950    | 1:08.722   |
| 5     | 23.654    | 20.723    | 25.078    | 1:09.455   |
| 6     | 23.470    | 20.142    | 24.984    | 1:08.596   |
| 7     | 23.466    | 20.495    | 25.407    | 1:09.368   |

#### Num35 PANNETIER Vincent

|   |        |        |        |          |
|---|--------|--------|--------|----------|
| 1 | 25.732 | 20.657 | 24.997 | 1:11.386 |
| 2 | 23.483 | 20.374 | 25.175 | 1:09.032 |
| 3 | 23.853 | 20.157 | 25.099 | 1:09.109 |

#### Num53 MICHAU Herve

|   |        |        |        |          |
|---|--------|--------|--------|----------|
| 1 | 26.951 | 21.106 | 25.166 | 1:13.223 |
| 2 | 23.256 | 20.069 | 24.958 | 1:08.283 |
| 3 | 24.145 | 20.056 | 24.908 | 1:09.109 |
| 4 | 23.166 | 19.930 | 25.172 | 1:08.268 |
| 5 | 23.105 | 20.051 | 24.860 | 1:08.016 |
| 6 | 23.271 | 20.131 | 24.919 | 1:08.321 |
| 7 | 23.291 | 20.154 | 25.732 | 1:09.177 |

#### Num54 CAMUS Guillaume X

|   |        |        |        |          |
|---|--------|--------|--------|----------|
| 1 | 25.542 | 20.768 | 24.909 | 1:11.219 |
| 2 | 23.235 | 20.136 | 24.633 | 1:08.004 |
| 3 | 23.080 | 19.908 | 24.626 | 1:07.614 |
| 4 | 23.155 | 20.061 | 24.790 | 1:08.006 |
| 5 | 23.040 | 20.092 | 24.719 | 1:07.851 |
| 6 | 23.148 | 20.779 | 24.723 | 1:08.650 |
| 7 | 23.157 | 20.107 | 24.769 | 1:08.033 |

#### Num55 DUPREZ Nicolas

|   |        |        |        |          |
|---|--------|--------|--------|----------|
| 1 | 26.534 | 24.620 | 25.446 | 1:16.600 |
| 2 | 23.353 | 20.320 | 25.147 | 1:08.820 |
| 3 | 24.090 | 20.410 | 25.124 | 1:09.624 |
| 4 | 23.368 | 20.456 | 25.572 | 1:09.396 |
| 5 | 23.399 | 20.156 | 24.901 | 1:08.456 |
| 6 | 23.313 | 20.051 | 24.866 | 1:08.230 |

| Tours | secteur 1 | secteur 2 | secteur 3 | is au tour |
|-------|-----------|-----------|-----------|------------|
| 7     | 23.425    | 20.102    | 25.134    | 1:08.661   |

#### Num57 RICHARD Laurent

|   |        |        |        |          |
|---|--------|--------|--------|----------|
| 1 | 26.727 | 21.384 | 25.149 | 1:13.260 |
| 2 | 23.434 | 20.388 | 25.160 | 1:08.982 |
| 3 | 24.501 | 20.409 | 25.138 | 1:10.048 |
| 4 | 23.481 | 20.293 | 25.044 | 1:08.818 |
| 5 | 23.526 | 20.691 | 25.111 | 1:09.328 |
| 6 | 23.481 | 21.121 | 25.033 | 1:09.635 |
| 7 | 23.848 | 20.508 | 25.471 | 1:09.827 |

#### Num67 BAUDET Laurent

|   |        |        |        |          |
|---|--------|--------|--------|----------|
| 1 | 26.743 | 22.229 | 25.373 | 1:14.345 |
| 2 | 24.091 | 20.564 | 25.161 | 1:09.816 |
| 3 | 24.337 | 20.299 | 25.218 | 1:09.854 |
| 4 | 23.158 | 19.975 | 24.947 | 1:08.080 |
| 5 | 23.109 | 20.164 | 25.120 | 1:08.393 |
| 6 | 23.143 | 20.123 | 24.809 | 1:08.075 |
| 7 | 23.356 | 20.112 | 24.860 | 1:08.328 |

#### Num68 CHATEAUNEUF Franck

|   |        |        |        |          |
|---|--------|--------|--------|----------|
| 1 | 26.709 | 21.992 | 25.284 | 1:13.985 |
| 2 | 24.141 | 20.349 | 25.301 | 1:09.791 |
| 3 | 24.125 | 20.154 | 25.031 | 1:09.310 |
| 4 | 23.320 | 20.214 | 25.002 | 1:08.536 |
| 5 | 23.153 | 20.155 | 25.030 | 1:08.338 |
| 6 | 23.210 | 20.157 | 24.962 | 1:08.329 |
| 7 | 23.612 | 20.194 | 24.880 | 1:08.686 |

#### Num69 BONNAUD Brice

|   |          |        |        |          |
|---|----------|--------|--------|----------|
| 1 | 25.857   | 20.714 | 25.022 | 1:11.593 |
| 2 | 23.410   | 20.396 | 25.188 | 1:08.994 |
| 3 | 1:21.204 | 21.405 | 25.714 | 2:08.323 |

#### Num72 GALLIENNE Mickael

|   |        |        |        |          |
|---|--------|--------|--------|----------|
| 1 | 27.282 | 22.044 | 25.067 | 1:14.393 |
| 2 | 23.247 | 20.820 | 25.085 | 1:09.152 |
| 3 | 24.059 | 20.751 | 24.889 | 1:09.699 |

| Tours | secteur 1 | secteur 2 | secteur 3 | is au tour |
|-------|-----------|-----------|-----------|------------|
| 4     | 23.146    | 20.083    | 24.857    | 1:08.086   |
| 5     | 23.064    | 20.162    | 25.267    | 1:08.493   |
| 6     | 23.277    | 20.606    | 24.764    | 1:08.647   |
| 7     | 23.173    | 19.986    | 24.999    | 1:08.158   |

#### Num73 FORGES Thomas

|   |        |        |        |          |
|---|--------|--------|--------|----------|
| 1 | 26.910 | 20.831 | 25.014 | 1:12.755 |
| 2 | 23.372 | 20.180 | 24.958 | 1:08.510 |

#### Num74 PICARD Arnaud X

|   |        |        |        |          |
|---|--------|--------|--------|----------|
| 1 | 26.175 | 20.702 | 24.937 | 1:11.814 |
| 2 | 23.362 | 20.438 | 25.352 | 1:09.152 |

#### Num77 BOULTE Benjamin X

|   |        |        |        |          |
|---|--------|--------|--------|----------|
| 1 | 24.949 | 20.220 | 24.878 | 1:10.047 |
| 2 | 23.292 | 20.796 | 25.000 | 1:09.088 |
| 3 | 23.186 | 20.043 | 24.694 | 1:07.923 |
| 4 | 23.477 | 20.156 | 24.764 | 1:08.397 |
| 5 | 23.034 | 20.169 | 24.598 | 1:07.801 |
| 6 | 23.117 | 20.255 | 24.866 | 1:08.238 |
| 7 | 23.126 | 20.034 | 24.834 | 1:07.994 |

#### Num78 RIVIERE Alexandre

|   |        |        |        |          |
|---|--------|--------|--------|----------|
| 1 | 25.059 | 20.248 | 24.904 | 1:10.211 |
| 2 | 23.114 | 20.555 | 25.008 | 1:08.677 |
| 3 | 23.076 | 20.052 | 24.707 | 1:07.835 |
| 4 | 23.051 | 19.993 | 24.614 | 1:07.658 |
| 5 | 22.979 | 20.006 | 24.652 | 1:07.637 |
| 6 | 23.008 | 19.950 | 24.561 | 1:07.519 |
| 7 | 22.970 | 20.088 | 24.708 | 1:07.766 |

#### Num79 PIAUD Sylvain X

|   |        |        |        |          |
|---|--------|--------|--------|----------|
| 1 | 25.194 | 20.903 | 25.107 | 1:11.204 |
| 2 | 23.606 | 20.526 | 25.355 | 1:09.487 |
| 3 | 23.805 | 20.220 | 24.825 | 1:08.850 |
| 4 | 23.113 | 20.062 | 24.842 | 1:08.017 |
| 5 | 22.998 | 20.027 | 24.682 | 1:07.707 |
| 6 | 23.135 | 20.116 | 24.756 | 1:08.007 |

**KFS 150 - 160**

**Manche Qualificative (MQ\_1)**  
**Analyse des tours**

Pour information, sans valeur officielle

Tours | secteur 1 | secteur 2 | secteur 3 | s au tour

7 | 23.190 | 20.246 | **24.679** | 1:08.115

**Num99 FEVER Michael X**

|   |               |               |               |                 |
|---|---------------|---------------|---------------|-----------------|
| 1 | <b>29.169</b> | <b>22.417</b> | <b>25.473</b> | 1:17.059        |
| 2 | <b>23.508</b> | <b>20.608</b> | <b>25.234</b> | 1:09.350        |
| 3 | 24.457        | <b>20.467</b> | 25.242        | 1:10.166        |
| 4 | <b>23.319</b> | <b>20.318</b> | <b>25.211</b> | <b>1:08.848</b> |
| 5 | 23.532        | <b>20.296</b> | <b>25.209</b> | 1:09.037        |
| 6 | 23.517        | 20.329        | <b>25.108</b> | 1:08.954        |
| 7 | 23.396        | 20.398        | 25.418        | 1:09.212        |

Championnat de Ligue du Centre (M1) 18-19/03/2017

ASK Salbris

Apex Timing



**KFS 150 - 160**

**Manche Qualificative (MQ\_1)**

**Document 13**

**Grille de départ**

Sous réserve du contrôle technique ou d'incidents d'ordre sportif

|    |                    |    |    |                     |
|----|--------------------|----|----|---------------------|
| 6  | CHICHERI Matteo    | 14 | 15 | GRATIEN Oceana      |
| 5  | FOULON Emma        | 13 | 72 | GALLIENNE Mickael   |
| 99 | FEVER Michael      | 12 | 31 | GUILLOTEAU Olivier  |
| 21 | FEVER Joan         | 11 | 16 | GARDET Benjamin     |
| 24 | POYET Romain       | 10 | 22 | LEFEVRE Jean Marc   |
| 9  | PELOURDE Julien    | 9  | 3  | MENARD Pierre-Louis |
| 68 | CHATEAUNEUF Franck | 8  | 55 | DUPREZ Nicolas      |
| 67 | BAUDET Laurent     | 7  | 57 | RICHARD Laurent     |
| 53 | MICHAU Herve       | 6  | 69 | BONNAUD Brice       |
| 35 | PANNETIER Vincent  | 5  | 73 | FORGES Thomas       |
| 25 | CORNEE Thomas      | 4  | 74 | PICARD Arnaud       |
| 23 | BONDON Romain      | 3  | 54 | CAMUS Guillaume     |
| 79 | PIAUD Sylvain      | 2  | 2  | COUILLAUD Dominiqu  |

Départ : 19/03 - 09:55 7 Tours = 10,500 Km

Championnat de Ligue du Centre (M1) 18-19/03/2017

ASK Salbris

Apex Timing



**KFS 150 - 160**

**Manche Qualificative (MQ\_1)**

**Document 13**

**Grille de départ**

Sous réserve du contrôle technique ou d'incidents d'ordre sportif

78 RIVIERE Alexandre

1

77 BOULTE Benjamin

POLE POSITION



Départ : 19/03 - 09:55 7 Tours = 10,500 Km

Championnat de Ligue du Centre (M1) 18-19/03/2017

ASK Salbris

Apex Timing





**KFS 150 - 160**

**Pré-Finale (P\_FI)**  
**Résultats**

**Document 17.2**

Sous réserve du contrôle technique ou d'incidents d'ordre sportif

| Cl | Num | Nom pilote          | Tours | Ecart           | Interv.  | Meilleur tour | Pénalité   |
|----|-----|---------------------|-------|-----------------|----------|---------------|------------|
| 1  | 78  | RIVIERE Alexandre   | 12    |                 |          | 1:07.488      |            |
| 2  | 54  | CAMUS Guillaume     | 12    | <b>1.386</b>    | 1.386    | 1:07.671      |            |
| 3  | 25  | CORNEE Thomas       | 12    | <b>2.051</b>    | 0.665    | 1:07.479      |            |
| 4  | 79  | PIAUD Sylvain       | 12    | <b>3.629</b>    | 1.578    | 1:07.796      |            |
| 5  | 77  | BOULTE Benjamin     | 12    | <b>6.416</b>    | 2.787    | 1:07.873      |            |
| 6  | 3   | MENARD Pierre-Louis | 12    | <b>7.330</b>    | 0.914    | 1:07.562      |            |
| 7  | 55  | DUPREZ Nicolas      | 12    | <b>9.284</b>    | 1.954    | 1:07.945      |            |
| 8  | 67  | BAUDET Laurent      | 12    | <b>9.474</b>    | 0.190    | 1:07.558      |            |
| 9  | 53  | MICHAU Herve        | 12    | <b>9.793</b>    | 0.319    | 1:07.741      |            |
| 10 | 68  | CHATEAUNEUF Franck  | 12    | <b>10.062</b>   | 0.269    | 1:08.069      |            |
| 11 | 21  | FEVER Joan          | 12    | <b>15.786</b>   | 5.724    | 1:08.172      |            |
| 12 | 9   | PELOURDE Julien     | 12    | <b>16.396</b>   | 0.610    | 1:08.387      |            |
| 13 | 74  | PICARD Arnaud       | 12    | <b>16.536</b>   | 0.140    | 1:08.126      |            |
| 14 | 23  | BONDON Romain       | 12    | <b>18.126</b>   | 1.590    | 1:07.396      |            |
| 15 | 24  | POYET Romain        | 12    | <b>20.816</b>   | 2.690    | 1:08.722      |            |
| 16 | 57  | RICHARD Laurent     | 12    | <b>21.757</b>   | 0.941    | 1:08.705      |            |
| 17 | 31  | GUILLOTEAU Olivier  | 12    | <b>22.069</b>   | 0.312    | 1:08.737      |            |
| 18 | 22  | LEFEVRE Jean Marc   | 12    | <b>22.291</b>   | 0.222    | 1:08.741      |            |
| 19 | 16  | GARDET Benjamin     | 12    | <b>16.774</b>   |          | 1:07.981      | <b>+5p</b> |
| 20 | 99  | FEVER Michael       | 12    | <b>22.873</b>   | 6.099    | 1:08.806      |            |
| 21 | 2   | COUILLAUD Dominique | 12    | <b>33.253</b>   | 10.380   | 1:07.708      |            |
| 22 | 69  | BONNAUD Brice       | 12    | <b>21.063</b>   |          | 1:08.591      | <b>+5p</b> |
| 23 | 5   | FOULON Emma         | 12    | <b>41.354</b>   | 20.291   | 1:09.931      |            |
| 24 | 15  | GRATIEN Oceana      | 12    | <b>1:05.816</b> | 24.462   | 1:11.408      |            |
| 25 | 35  | PANNETIER Vincent   | 6     | <b>6 Tours</b>  | 6 Tours  | 1:08.226      |            |
| 26 | 6   | CHICHERI Matteo     | 12    | <b>22.396</b>   | 7:00.782 | 1:08.562      | <b>+5p</b> |
| 27 | 72  | GALLIENNE Mickael   | 0     | <b>12 Tours</b> | 12 Tours |               |            |
| 28 | 73  | FORGES Thomas       | 0     | <b>12 Tours</b> | 0.000    |               |            |

Tête de course : Num54 CAMUS Guillaume X (1-1) / Num78 RIVIERE Alexandre (2-12)

Départ : 19/03 - 13:32:58

Meilleur tour : Num23 BONDON Romain X 1:07.396 80,12 Km/h

Record de l'épreuve : Num78 RIVIERE Alexandre 1:07.089 80,49 Km/h


Championnat de Ligue du Centre (M1) 18-19/03/2017

Page 1 / 1

ASK Salbris

Apex Timing





**KFS 150 - 160**

**Pré-Finale (P\_FI)**

**Tableau des tours**

Pour information, sans valeur officielle

|                | 1             | 2             | 3             | 4             | 5             | 6            | 7             | 8             | 9             | 10            | 11           | 12            | 13            | 14            | 15            | 16           | 17            | 18           | 19            | 20            | 21           | 22            | 23            | 24            | 25            | 26            | 27            | 28            |  |
|----------------|---------------|---------------|---------------|---------------|---------------|--------------|---------------|---------------|---------------|---------------|--------------|---------------|---------------|---------------|---------------|--------------|---------------|--------------|---------------|---------------|--------------|---------------|---------------|---------------|---------------|---------------|---------------|---------------|--|
| <b>Grille</b>  | <del>78</del> | <del>77</del> | <del>54</del> | <del>25</del> | <del>79</del> | <del>2</del> | <del>53</del> | <del>68</del> | <del>72</del> | <del>23</del> | <del>9</del> | <del>67</del> | <del>57</del> | <del>55</del> | <del>21</del> | <del>3</del> | <del>24</del> | <del>6</del> | <del>99</del> | <del>31</del> | <del>5</del> | <del>15</del> | <del>22</del> | <del>35</del> | <del>69</del> | <del>16</del> | <del>74</del> | <del>73</del> |  |
| <b>Départ</b>  |               |               |               |               |               |              |               |               |               |               |              |               |               |               |               |              |               |              |               |               |              |               |               |               |               |               |               |               |  |
| <b>Tour 1</b>  | <b>54</b>     | <b>78</b>     | <b>77</b>     | <b>79</b>     | <b>53</b>     | <b>25</b>    | <b>68</b>     | <b>2</b>      | <b>9</b>      | <b>23</b>     | <b>67</b>    | <b>57</b>     | <b>55</b>     | <b>21</b>     | <b>3</b>      | <b>24</b>    | <b>35</b>     | <b>69</b>    | <b>99</b>     | <b>31</b>     | <b>74</b>    | <b>22</b>     | <b>6</b>      | <b>16</b>     | <b>5</b>      | <b>15</b>     |               |               |  |
| Intervalle     | 0.0           | 0.2           | 0.3           | 0.3           | 0.0           | 0.5          | 0.5           | 0.5           | 0.5           | 0.5           | 0.3          | 0.4           | 0.0           | 0.2           | 0.2           | 0.3          | 0.2           | 0.3          | 0.7           | 0.3           | 0.0          | 0.3           | 0.3           | 0.1           | 3.7           | 4.7           |               |               |  |
| <b>Tour 2</b>  | <b>78</b>     | <b>54</b>     | <b>79</b>     | <b>25</b>     | <b>53</b>     | <b>77</b>    | <b>68</b>     | <b>2</b>      | <b>67</b>     | <b>23</b>     | <b>9</b>     | <b>55</b>     | <b>57</b>     | <b>3</b>      | <b>35</b>     | <b>21</b>    | <b>69</b>     | <b>24</b>    | <b>99</b>     | <b>31</b>     | <b>74</b>    | <b>22</b>     | <b>16</b>     | <b>6</b>      | <b>5</b>      | <b>15</b>     |               |               |  |
|                | 0.4           | 0.3           | 1.0           | 0.1           | 0.1           | 0.3          | 0.1           | 0.7           | 0.1           | 0.2           | 1.0          | 0.1           | 0.1           | 0.4           | 0.2           | 0.3          | 0.1           | 0.6          | 0.4           | 0.2           | 0.4          | 0.1           | 0.6           | 4.7           | 6.4           |               |               |               |  |
| <b>Tour 3</b>  | <b>78</b>     | <b>54</b>     | <b>79</b>     | <b>25</b>     | <b>53</b>     | <b>77</b>    | <b>68</b>     | <b>2</b>      | <b>23</b>     | <b>67</b>     | <b>9</b>     | <b>55</b>     | <b>3</b>      | <b>35</b>     | <b>57</b>     | <b>21</b>    | <b>69</b>     | <b>24</b>    | <b>31</b>     | <b>74</b>     | <b>99</b>    | <b>22</b>     | <b>16</b>     | <b>6</b>      | <b>5</b>      | <b>15</b>     |               |               |  |
|                | 0.4           | 0.8           | 0.6           | 0.3           | 0.0           | 0.5          | 0.3           | 1.0           | 0.9           | 0.2           | 0.1          | 0.0           | 0.6           | 0.3           | 0.0           | 0.3          | 0.4           | 1.4          | 0.2           | 0.2           | 0.3          | 0.2           | 0.9           | 5.4           | 8.3           |               |               |               |  |
| <b>Tour 4</b>  | <b>78</b>     | <b>54</b>     | <b>79</b>     | <b>25</b>     | <b>77</b>     | <b>68</b>    | <b>53</b>     | <b>23</b>     | <b>2</b>      | <b>55</b>     | <b>3</b>     | <b>67</b>     | <b>35</b>     | <b>9</b>      | <b>57</b>     | <b>21</b>    | <b>69</b>     | <b>24</b>    | <b>74</b>     | <b>31</b>     | <b>99</b>    | <b>22</b>     | <b>16</b>     | <b>6</b>      | <b>5</b>      | <b>15</b>     |               |               |  |
|                | 0.3           | 1.0           | 0.1           | 1.6           | 0.5           | 0.2          | 0.1           | 0.1           | 1.2           | 0.4           | 0.2          | 0.1           | 0.9           | 0.1           | 0.0           | 0.3          | 0.2           | 1.0          | 0.9           | 0.3           | 0.4          | 0.1           | 1.1           | 7.1           | 9.6           |               |               |               |  |
| <b>Tour 5</b>  | <b>78</b>     | <b>54</b>     | <b>25</b>     | <b>79</b>     | <b>77</b>     | <b>23</b>    | <b>68</b>     | <b>53</b>     | <b>2</b>      | <b>55</b>     | <b>3</b>     | <b>67</b>     | <b>35</b>     | <b>9</b>      | <b>21</b>     | <b>57</b>    | <b>69</b>     | <b>24</b>    | <b>74</b>     | <b>31</b>     | <b>99</b>    | <b>16</b>     | <b>22</b>     | <b>6</b>      | <b>5</b>      | <b>15</b>     |               |               |  |
|                | 0.4           | 1.2           | 0.2           | 1.6           | 0.9           | 0.2          | 0.3           | 0.2           | 0.7           | 0.7           | 0.4          | 0.1           | 1.2           | 0.2           | 0.6           | 0.1          | 0.3           | 0.0          | 1.5           | 0.2           | 0.0          | 0.7           | 0.4           | 8.9           | 11.5          |               |               |               |  |
| <b>Tour 6</b>  | <b>78</b>     | <b>54</b>     | <b>25</b>     | <b>79</b>     | <b>77</b>     | <b>23</b>    | <b>68</b>     | <b>2</b>      | <b>53</b>     | <b>55</b>     | <b>3</b>     | <del>35</del> | <b>67</b>     | <b>21</b>     | <b>9</b>      | <b>57</b>    | <b>69</b>     | <b>24</b>    | <b>74</b>     | <b>31</b>     | <b>16</b>    | <b>99</b>     | <b>22</b>     | <b>6</b>      | <b>5</b>      | <b>15</b>     |               |               |  |
|                | 0.3           | 1.2           | 0.2           | 1.7           | 0.3           | 0.9          | 0.5           | 0.3           | 0.5           | 0.2           | 1.3          | 0.5           | 1.3           | 0.6           | 0.3           | 0.2          | 0.3           | 0.0          | 1.1           | 0.1           | 0.4          | 0.6           | 0.1           | 10.3          | 13.0          |               |               |               |  |
| <b>Tour 7</b>  | <b>78</b>     | <b>54</b>     | <b>25</b>     | <b>79</b>     | <b>77</b>     | <b>23</b>    | <b>68</b>     | <b>2</b>      | <b>53</b>     | <b>3</b>      | <b>55</b>    | <b>67</b>     | <b>21</b>     | <b>9</b>      | <b>57</b>     | <b>74</b>    | <b>69</b>     | <b>24</b>    | <b>31</b>     | <b>16</b>     | <b>99</b>    | <b>22</b>     | <b>6</b>      | <b>5</b>      | <b>15</b>     |               |               |               |  |
|                | 0.8           | 0.8           | 0.4           | 1.9           | 0.2           | 1.2          | 0.0           | 0.3           | 0.6           | 0.5           | 1.6          | 1.6           | 1.3           | 0.1           | 0.0           | 0.3          | 0.1           | 1.4          | 0.1           | 0.4           | 0.4          | 0.1           | 11.7          | 14.6          |               |               |               |               |  |
| <b>Tour 8</b>  | <b>78</b>     | <b>54</b>     | <b>25</b>     | <b>79</b>     | <b>77</b>     | <b>23</b>    | <b>2</b>      | <b>53</b>     | <b>3</b>      | <b>55</b>     | <b>68</b>    | <b>67</b>     | <b>21</b>     | <b>9</b>      | <b>74</b>     | <b>57</b>    | <b>24</b>     | <b>69</b>    | <b>16</b>     | <b>31</b>     | <b>99</b>    | <b>22</b>     | <b>6</b>      | <b>5</b>      | <b>15</b>     |               |               |               |  |
|                | 1.1           | 0.6           | 0.7           | 2.3           | 0.2           | 1.2          | 0.5           | 0.1           | 0.7           | 0.2           | 1.1          | 2.1           | 1.3           | 0.2           | 0.8           | 0.2          | 0.1           | 0.3          | 0.8           | 0.5           | 0.3          | 0.1           | 13.4          | 17.3          |               |               |               |               |  |
| <b>Tour 9</b>  | <b>78</b>     | <b>54</b>     | <b>25</b>     | <b>79</b>     | <b>23</b>     | <b>77</b>    | <b>2</b>      | <b>3</b>      | <b>53</b>     | <b>55</b>     | <b>68</b>    | <b>67</b>     | <b>21</b>     | <b>74</b>     | <b>9</b>      | <b>16</b>    | <b>57</b>     | <b>69</b>    | <b>24</b>     | <b>31</b>     | <b>99</b>    | <b>22</b>     | <b>6</b>      | <b>5</b>      | <b>15</b>     |               |               |               |  |
|                | 1.3           | 0.2           | 1.1           | 2.3           | 0.3           | 0.8          | 1.1           | 0.4           | 0.2           | 0.2           | 0.6          | 3.1           | 1.1           | 0.5           | 1.4           | 0.2          | 0.4           | 0.1          | 0.3           | 0.4           | 0.2          | 0.1           | 15.1          | 19.2          |               |               |               |               |  |
| <b>Tour 10</b> | <b>78</b>     | <b>54</b>     | <b>25</b>     | <b>79</b>     | <b>77</b>     | <b>3</b>     | <b>53</b>     | <b>55</b>     | <b>68</b>     | <b>67</b>     | <b>21</b>    | <b>74</b>     | <b>9</b>      | <b>16</b>     | <b>23</b>     | <b>57</b>    | <b>69</b>     | <b>24</b>    | <b>31</b>     | <b>22</b>     | <b>6</b>     | <b>99</b>     | <b>2</b>      | <b>5</b>      | <b>15</b>     |               |               |               |  |
|                | 1.6           | 0.2           | 1.0           | 3.0           | 1.6           | 0.6          | 0.2           | 0.3           | 0.2           | 4.4           | 0.2          | 0.8           | 1.2           | 2.0           | 0.3           | 0.3          | 0.2           | 0.4          | 0.2           | 0.1           | 0.5          | 9.7           | 5.4           | 21.8          |               |               |               |               |  |
| <b>Tour 11</b> | <b>78</b>     | <b>54</b>     | <b>25</b>     | <b>79</b>     | <b>77</b>     | <b>3</b>     | <b>55</b>     | <b>53</b>     | <b>67</b>     | <b>68</b>     | <b>21</b>    | <b>9</b>      | <b>74</b>     | <b>16</b>     | <b>23</b>     | <b>57</b>    | <b>69</b>     | <b>24</b>    | <b>31</b>     | <b>22</b>     | <b>6</b>     | <b>99</b>     | <b>2</b>      | <b>5</b>      | <b>15</b>     |               |               |               |  |
|                | 1.3           | 0.4           | 1.4           | 2.9           | 1.3           | 1.0          | 0.0           | 0.4           | 0.3           | 5.1           | 0.9          | 0.5           | 0.2           | 1.8           | 1.0           | 0.1          | 0.3           | 0.4          | 0.3           | 0.1           | 0.5          | 10.3          | 6.6           | 23.2          |               |               |               |               |  |
| <b>Tour 12</b> | <b>78</b>     | <b>54</b>     | <b>25</b>     | <b>79</b>     | <b>77</b>     | <b>3</b>     | <b>55</b>     | <b>67</b>     | <b>53</b>     | <b>68</b>     | <b>21</b>    | <b>9</b>      | <b>74</b>     | <b>16</b>     | <b>23</b>     | <b>24</b>    | <b>69</b>     | <b>57</b>    | <b>31</b>     | <b>22</b>     | <b>6</b>     | <b>99</b>     | <b>2</b>      | <b>5</b>      | <b>15</b>     |               |               |               |  |
|                | 1.3           | 0.6           | 1.5           | 2.7           | 0.9           | 1.9          | 0.1           | 0.3           | 0.2           | 5.7           | 0.6          | 0.1           | 0.2           | 1.3           | 2.6           | 0.2          | 0.6           | 0.3          | 0.2           | 0.1           | 0.4          | 10.3          | 8.1           | 24.4          |               |               |               |               |  |



### KFS 150 - 160

### Pré-Finale (P\_FI)

#### Analyse des tours

Pour information, sans valeur officielle

#### Tours/secteur 1 2 3 s au tour

##### Num2 COUILLAUD Dominique

|    |        |        |        |          |
|----|--------|--------|--------|----------|
| 1  | 26.403 | 20.769 | 25.115 | 1:12.287 |
| 2  | 23.341 | 20.566 | 25.208 | 1:09.115 |
| 3  | 23.273 | 20.300 | 24.792 | 1:08.365 |
| 4  | 23.217 | 20.753 | 25.287 | 1:09.257 |
| 5  | 23.486 | 20.256 | 24.756 | 1:08.498 |
| 6  | 23.108 | 20.164 | 24.775 | 1:08.047 |
| 7  | 22.980 | 20.053 | 24.675 | 1:07.708 |
| 8  | 23.343 | 20.018 | 24.758 | 1:08.119 |
| 9  | 23.106 | 19.962 | 24.721 | 1:07.789 |
| 10 | 44.532 | 21.311 | 25.567 | 1:31.410 |
| 11 | 23.686 | 20.411 | 25.308 | 1:09.405 |
| 12 | 23.781 | 20.379 | 25.466 | 1:09.626 |

##### Num3 MENARD Pierre-Louis

|    |        |        |        |          |
|----|--------|--------|--------|----------|
| 1  | 27.070 | 21.401 | 25.497 | 1:13.968 |
| 2  | 23.953 | 20.153 | 25.086 | 1:09.192 |
| 3  | 23.235 | 20.135 | 24.994 | 1:08.364 |
| 4  | 23.189 | 20.248 | 25.036 | 1:08.473 |
| 5  | 23.560 | 19.964 | 24.787 | 1:08.311 |
| 6  | 23.057 | 19.975 | 24.624 | 1:07.656 |
| 7  | 23.008 | 19.970 | 24.584 | 1:07.562 |
| 8  | 23.208 | 20.142 | 24.563 | 1:07.913 |
| 9  | 23.531 | 20.002 | 24.676 | 1:08.209 |
| 10 | 23.118 | 20.045 | 24.723 | 1:07.886 |
| 11 | 23.185 | 20.034 | 24.610 | 1:07.829 |
| 12 | 23.088 | 19.971 | 24.578 | 1:07.637 |

##### Num5 FOULON Emma X

|   |        |        |        |          |
|---|--------|--------|--------|----------|
| 1 | 29.035 | 24.675 | 26.572 | 1:20.282 |
| 2 | 24.113 | 21.130 | 25.694 | 1:10.937 |
| 3 | 24.011 | 20.896 | 25.696 | 1:10.603 |
| 4 | 23.919 | 20.948 | 26.083 | 1:10.950 |
| 5 | 23.826 | 20.856 | 25.715 | 1:10.397 |
| 6 | 23.700 | 20.667 | 25.564 | 1:09.931 |

#### Tours/secteur 1 2 3 s au tour

|    |        |        |        |          |
|----|--------|--------|--------|----------|
| 7  | 23.967 | 20.814 | 25.439 | 1:10.220 |
| 8  | 23.970 | 20.969 | 25.603 | 1:10.542 |
| 9  | 23.906 | 20.939 | 25.669 | 1:10.514 |
| 10 | 23.864 | 21.276 | 25.341 | 1:10.481 |
| 11 | 23.842 | 21.176 | 25.577 | 1:10.595 |
| 12 | 23.982 | 21.113 | 25.965 | 1:11.060 |

##### Num6 CHICHERI Matteo

|    |        |        |        |          |
|----|--------|--------|--------|----------|
| 1  | 27.673 | 22.919 | 26.049 | 1:16.641 |
| 2  | 23.735 | 20.885 | 25.511 | 1:10.131 |
| 3  | 23.884 | 20.715 | 25.221 | 1:09.820 |
| 4  | 23.645 | 20.458 | 25.216 | 1:09.319 |
| 5  | 23.360 | 20.191 | 25.022 | 1:08.573 |
| 6  | 23.483 | 20.140 | 24.939 | 1:08.562 |
| 7  | 23.515 | 20.128 | 25.100 | 1:08.743 |
| 8  | 23.437 | 20.276 | 25.193 | 1:08.906 |
| 9  | 23.611 | 20.008 | 25.124 | 1:08.743 |
| 10 | 23.515 | 21.146 | 25.170 | 1:09.831 |
| 11 | 23.618 | 20.273 | 24.955 | 1:08.846 |
| 12 | 23.400 | 20.719 | 25.575 | 1:09.694 |

##### Num9 PELOURDE Julien

|    |        |        |        |          |
|----|--------|--------|--------|----------|
| 1  | 26.780 | 20.530 | 25.345 | 1:12.655 |
| 2  | 24.662 | 20.275 | 24.846 | 1:09.783 |
| 3  | 23.567 | 20.443 | 25.336 | 1:09.346 |
| 4  | 23.724 | 20.387 | 26.004 | 1:10.115 |
| 5  | 23.749 | 20.095 | 24.990 | 1:08.834 |
| 6  | 23.990 | 20.541 | 25.130 | 1:09.661 |
| 7  | 23.326 | 20.110 | 25.414 | 1:08.850 |
| 8  | 23.287 | 20.221 | 24.893 | 1:08.401 |
| 9  | 23.584 | 20.248 | 25.143 | 1:08.975 |
| 10 | 23.412 | 20.111 | 24.864 | 1:08.387 |
| 11 | 23.489 | 20.350 | 24.990 | 1:08.829 |
| 12 | 23.328 | 20.222 | 25.193 | 1:08.743 |

#### Tours/secteur 1 2 3 s au tour

##### Num15 GRATIEN Oceana

|    |        |        |        |          |
|----|--------|--------|--------|----------|
| 1  | 28.470 | 28.999 | 27.383 | 1:24.852 |
| 2  | 24.028 | 21.696 | 26.939 | 1:12.663 |
| 3  | 24.342 | 21.414 | 26.746 | 1:12.502 |
| 4  | 24.445 | 21.367 | 26.487 | 1:12.299 |
| 5  | 24.232 | 21.401 | 26.645 | 1:12.278 |
| 6  | 24.166 | 21.131 | 26.111 | 1:11.408 |
| 7  | 24.068 | 21.291 | 26.459 | 1:11.818 |
| 8  | 24.965 | 21.511 | 26.720 | 1:13.196 |
| 9  | 24.544 | 21.259 | 26.688 | 1:12.491 |
| 10 | 24.502 | 21.686 | 26.881 | 1:13.069 |
| 11 | 24.106 | 21.511 | 26.312 | 1:11.929 |
| 12 | 24.302 | 21.254 | 26.765 | 1:12.321 |

##### Num16 GARDET Benjamin

|    |        |        |        |          |
|----|--------|--------|--------|----------|
| 1  | 28.161 | 22.538 | 25.271 | 1:15.970 |
| 2  | 23.765 | 20.420 | 25.082 | 1:09.267 |
| 3  | 23.546 | 21.302 | 24.710 | 1:09.558 |
| 4  | 24.225 | 20.107 | 24.803 | 1:09.135 |
| 5  | 23.405 | 20.274 | 24.788 | 1:08.467 |
| 6  | 23.257 | 20.365 | 24.953 | 1:08.575 |
| 7  | 23.406 | 20.385 | 25.144 | 1:08.935 |
| 8  | 23.170 | 20.023 | 24.788 | 1:07.981 |
| 9  | 23.102 | 20.616 | 24.837 | 1:08.555 |
| 10 | 23.483 | 20.143 | 24.563 | 1:08.189 |
| 11 | 23.185 | 20.390 | 24.787 | 1:08.362 |
| 12 | 23.081 | 20.009 | 25.248 | 1:08.338 |

##### Num21 FEVER Joan

|   |        |        |        |          |
|---|--------|--------|--------|----------|
| 1 | 27.308 | 21.258 | 25.391 | 1:13.957 |
| 2 | 24.144 | 20.739 | 25.339 | 1:10.222 |
| 3 | 23.413 | 20.235 | 25.024 | 1:08.672 |
| 4 | 23.370 | 20.638 | 24.985 | 1:08.993 |
| 5 | 23.651 | 20.510 | 24.738 | 1:08.899 |
| 6 | 23.715 | 20.351 | 24.632 | 1:08.698 |


Championnat de Ligue du Centre (M1) 18-19/03/2017

ASK Salbris

Apex Timing







### KFS 150 - 160

### Pré-Finale (P\_FI)

### Analyse des tours

Pour information, sans valeur officielle

#### Tours/secteur 1 2 3 s au tour

|    |               |               |        |                 |
|----|---------------|---------------|--------|-----------------|
| 7  | <b>23.338</b> | <b>20.107</b> | 24.727 | <b>1:08.172</b> |
| 8  | <b>23.293</b> | 20.350        | 24.764 | 1:08.407        |
| 9  | 23.465        | 20.306        | 24.788 | 1:08.559        |
| 10 | 23.856        | 20.548        | 24.731 | 1:09.135        |
| 11 | 23.334        | 20.724        | 24.838 | 1:08.896        |
| 12 | 23.679        | 20.389        | 25.019 | 1:09.087        |

#### Num22 LEFEVRE Jean Marc

|    |               |               |               |                 |
|----|---------------|---------------|---------------|-----------------|
| 1  | <b>27.333</b> | <b>22.662</b> | <b>25.908</b> | 1:15.903        |
| 2  | <b>23.727</b> | <b>20.440</b> | <b>25.534</b> | 1:09.701        |
| 3  | <b>23.418</b> | <b>20.332</b> | 25.665        | 1:09.415        |
| 4  | 23.771        | <b>20.181</b> | <b>25.296</b> | 1:09.248        |
| 5  | 23.439        | 20.624        | <b>25.290</b> | 1:09.353        |
| 6  | 23.434        | 20.244        | <b>25.250</b> | 1:08.928        |
| 7  | <b>23.314</b> | 20.241        | <b>25.186</b> | <b>1:08.741</b> |
| 8  | <b>23.300</b> | 20.330        | 25.194        | 1:08.824        |
| 9  | 23.393        | <b>20.172</b> | 25.223        | 1:08.788        |
| 10 | 23.357        | 21.158        | 25.348        | 1:09.863        |
| 11 | <b>23.290</b> | 20.351        | <b>25.135</b> | 1:08.776        |
| 12 | 23.351        | 20.759        | 25.667        | 1:09.777        |

#### Num23 BONDON Romain X

|    |               |               |               |                 |
|----|---------------|---------------|---------------|-----------------|
| 1  | <b>27.149</b> | <b>20.906</b> | <b>25.033</b> | 1:13.088        |
| 2  | <b>23.612</b> | <b>20.609</b> | <b>24.796</b> | 1:09.017        |
| 3  | <b>23.321</b> | <b>20.402</b> | <b>24.734</b> | 1:08.457        |
| 4  | <b>23.062</b> | <b>19.998</b> | 24.948        | 1:08.008        |
| 5  | 23.117        | 20.022        | 24.767        | 1:07.906        |
| 6  | <b>23.030</b> | <b>19.865</b> | <b>24.501</b> | <b>1:07.396</b> |
| 7  | 23.198        | 20.009        | 24.662        | 1:07.869        |
| 8  | 23.119        | 20.380        | 24.655        | 1:08.154        |
| 9  | 23.105        | 19.962        | 24.756        | 1:07.823        |
| 10 | 34.618        | 21.062        | 24.871        | 1:20.551        |
| 11 | 23.370        | 20.022        | 24.699        | 1:08.091        |
| 12 | 23.062        | 19.991        | 24.829        | 1:07.882        |

#### Tours/secteur 1 2 3 s au tour

#### Num24 POYET Romain

|    |               |               |               |                 |
|----|---------------|---------------|---------------|-----------------|
| 1  | <b>27.246</b> | <b>21.541</b> | <b>25.537</b> | 1:14.324        |
| 2  | <b>23.874</b> | <b>21.200</b> | <b>25.059</b> | 1:10.133        |
| 3  | <b>23.356</b> | <b>20.399</b> | 25.144        | 1:08.899        |
| 4  | <b>23.176</b> | 20.644        | <b>25.046</b> | 1:08.866        |
| 5  | 23.381        | 20.956        | <b>25.005</b> | 1:09.342        |
| 6  | 23.374        | 20.729        | 25.062        | 1:09.165        |
| 7  | 23.431        | <b>20.277</b> | 25.048        | 1:08.756        |
| 8  | 23.922        | <b>20.139</b> | <b>24.963</b> | 1:09.024        |
| 9  | 23.266        | 20.608        | 26.041        | 1:09.915        |
| 10 | 23.765        | 21.282        | 25.228        | 1:10.275        |
| 11 | 23.223        | 20.579        | <b>24.920</b> | <b>1:08.722</b> |
| 12 | 23.477        | 20.377        | 25.203        | 1:09.057        |

#### Num25 CORNEE Thomas

|    |               |               |               |          |
|----|---------------|---------------|---------------|----------|
| 1  | <b>26.113</b> | <b>20.388</b> | <b>24.921</b> | 1:11.422 |
| 2  | <b>23.706</b> | 20.671        | 24.956        | 1:09.333 |
| 3  | <b>23.097</b> | <b>20.018</b> | <b>24.731</b> | 1:07.846 |
| 4  | <b>23.051</b> | <b>19.986</b> | 24.733        | 1:07.770 |
| 5  | <b>23.038</b> | <b>19.878</b> | 24.795        | 1:07.711 |
| 6  | 23.112        | 19.987        | <b>24.715</b> | 1:07.814 |
| 7  | 23.102        | 19.890        | <b>24.604</b> | 1:07.596 |
| 8  | <b>22.966</b> | 19.895        | 24.618        | 1:07.479 |
| 9  | 22.977        | 19.955        | 24.673        | 1:07.605 |
| 10 | 23.284        | 20.106        | 24.657        | 1:08.047 |
| 11 | 23.118        | 20.028        | 24.727        | 1:07.873 |
| 12 | 23.111        | 20.200        | 24.777        | 1:08.088 |

#### Num31 GUILLOTEAU Olivier X

|   |               |               |               |          |
|---|---------------|---------------|---------------|----------|
| 1 | <b>27.419</b> | <b>22.279</b> | <b>25.923</b> | 1:15.621 |
| 2 | <b>23.547</b> | <b>20.613</b> | <b>25.319</b> | 1:09.479 |
| 3 | <b>23.288</b> | 20.637        | 25.330        | 1:09.255 |
| 4 | 23.446        | 20.642        | <b>25.267</b> | 1:09.355 |
| 5 | 23.329        | <b>20.241</b> | 25.460        | 1:09.030 |
| 6 | 23.448        | 20.277        | <b>25.065</b> | 1:08.790 |

#### Tours/secteur 1 2 3 s au tour

|    |               |        |               |                 |
|----|---------------|--------|---------------|-----------------|
| 7  | 23.417        | 20.269 | 25.246        | 1:08.932        |
| 8  | <b>23.212</b> | 20.656 | <b>25.054</b> | 1:08.922        |
| 9  | <b>23.138</b> | 20.336 | 25.472        | 1:08.946        |
| 10 | 23.678        | 21.413 | 25.267        | 1:10.358        |
| 11 | 23.419        | 20.256 | 25.062        | <b>1:08.737</b> |
| 12 | 23.435        | 20.800 | 25.633        | 1:09.868        |

#### Num35 PANNETIER Vincent

|   |               |               |               |                 |
|---|---------------|---------------|---------------|-----------------|
| 1 | <b>26.738</b> | <b>21.424</b> | <b>25.737</b> | 1:13.899        |
| 2 | <b>23.370</b> | <b>20.615</b> | <b>25.084</b> | 1:09.069        |
| 3 | <b>23.099</b> | <b>20.453</b> | <b>25.001</b> | 1:08.553        |
| 4 | <b>23.096</b> | <b>20.150</b> | <b>24.980</b> | <b>1:08.226</b> |
| 5 | 23.383        | 20.270        | <b>24.867</b> | 1:08.520        |
| 6 | 23.439        | <b>20.109</b> | <b>24.790</b> | 1:08.338        |

#### Num53 MICHAU Herve

|    |               |               |               |                 |
|----|---------------|---------------|---------------|-----------------|
| 1  | <b>25.621</b> | <b>20.516</b> | <b>25.119</b> | 1:11.256        |
| 2  | <b>23.852</b> | <b>20.360</b> | 25.362        | 1:09.574        |
| 3  | <b>23.123</b> | <b>19.971</b> | <b>24.960</b> | 1:08.054        |
| 4  | 23.657        | 21.116        | 25.079        | 1:09.852        |
| 5  | 23.643        | 19.984        | 24.987        | 1:08.614        |
| 6  | 23.431        | 20.308        | <b>24.840</b> | 1:08.579        |
| 7  | <b>23.070</b> | <b>19.898</b> | <b>24.773</b> | <b>1:07.741</b> |
| 8  | 23.480        | 19.989        | 24.872        | 1:08.341        |
| 9  | 23.764        | 20.151        | 24.876        | 1:08.791        |
| 10 | 23.214        | 20.054        | 24.895        | 1:08.163        |
| 11 | 23.511        | 20.012        | <b>24.714</b> | 1:08.237        |
| 12 | <b>22.983</b> | 20.987        | 25.040        | 1:09.010        |

#### Num54 CAMUS Guillaume X

|   |               |               |               |          |
|---|---------------|---------------|---------------|----------|
| 1 | <b>24.975</b> | <b>20.483</b> | <b>25.123</b> | 1:10.581 |
| 2 | <b>24.042</b> | <b>20.177</b> | <b>24.802</b> | 1:09.021 |
| 3 | <b>23.163</b> | <b>19.937</b> | <b>24.678</b> | 1:07.778 |
| 4 | 23.222        | 20.039        | 24.697        | 1:07.958 |
| 5 | <b>23.030</b> | 20.057        | <b>24.671</b> | 1:07.758 |
| 6 | <b>23.019</b> | 20.100        | <b>24.657</b> | 1:07.776 |



### KFS 150 - 160

### Pré-Finale (P\_FI)

### Analyse des tours

Pour information, sans valeur officielle

#### Tours/secteur 1 2 3 s au tour

|    |        |        |               |                 |
|----|--------|--------|---------------|-----------------|
| 7  | 23.109 | 19.984 | 24.856        | 1:07.949        |
| 8  | 23.049 | 19.987 | 24.720        | <b>1:07.756</b> |
| 9  | 23.248 | 19.939 | 24.770        | 1:07.957        |
| 10 | 23.181 | 20.095 | 24.752        | 1:08.028        |
| 11 | 23.098 | 19.938 | <b>24.635</b> | <b>1:07.671</b> |
| 12 | 23.099 | 20.031 | 24.784        | 1:07.914        |

#### Num55 DUPREZ Nicolas

|    |               |               |               |                 |
|----|---------------|---------------|---------------|-----------------|
| 1  | <b>27.107</b> | <b>21.235</b> | <b>25.285</b> | 1:13.627        |
| 2  | <b>23.760</b> | <b>20.621</b> | <b>25.054</b> | 1:09.435        |
| 3  | <b>23.211</b> | <b>20.125</b> | 25.165        | 1:08.501        |
| 4  | <b>23.006</b> | <b>20.040</b> | 25.110        | 1:08.156        |
| 5  | 23.154        | 20.056        | <b>24.790</b> | 1:08.000        |
| 6  | 23.228        | <b>19.990</b> | 24.947        | 1:08.165        |
| 7  | 23.391        | 20.124        | 24.827        | 1:08.342        |
| 8  | 23.018        | 20.356        | <b>24.737</b> | 1:08.111        |
| 9  | 23.017        | 20.292        | 24.785        | 1:08.094        |
| 10 | 23.191        | 20.145        | 24.796        | 1:08.132        |
| 11 | 23.093        | <b>19.955</b> | 24.897        | <b>1:07.945</b> |
| 12 | 23.148        | 20.386        | 25.048        | 1:08.582        |

#### Num57 RICHARD Laurent

|    |               |               |               |                 |
|----|---------------|---------------|---------------|-----------------|
| 1  | <b>26.750</b> | <b>21.625</b> | <b>25.437</b> | 1:13.812        |
| 2  | <b>23.916</b> | <b>20.407</b> | <b>25.304</b> | 1:09.627        |
| 3  | <b>23.619</b> | <b>20.382</b> | 25.487        | 1:09.488        |
| 4  | <b>23.326</b> | 20.567        | <b>25.120</b> | 1:09.013        |
| 5  | 23.559        | 21.032        | <b>25.004</b> | 1:09.595        |
| 6  | <b>23.305</b> | 20.787        | <b>24.952</b> | 1:09.044        |
| 7  | <b>23.196</b> | 20.532        | 24.977        | <b>1:08.705</b> |
| 8  | 24.000        | <b>20.273</b> | 25.059        | 1:09.332        |
| 9  | 23.480        | 20.709        | 25.388        | 1:09.577        |
| 10 | 24.174        | 21.097        | 25.060        | 1:10.331        |
| 11 | 23.381        | 20.341        | 25.066        | 1:08.788        |
| 12 | 24.290        | 20.917        | 25.304        | 1:10.511        |

#### Tours/secteur 1 2 3 s au tour

#### Num67 BAUDET Laurent

|    |               |               |               |          |
|----|---------------|---------------|---------------|----------|
| 1  | <b>27.027</b> | <b>21.086</b> | <b>25.133</b> | 1:13.246 |
| 2  | <b>23.447</b> | <b>20.231</b> | <b>24.824</b> | 1:08.502 |
| 3  | 23.587        | 20.980        | 25.004        | 1:09.571 |
| 4  | <b>23.311</b> | 20.684        | 25.226        | 1:09.221 |
| 5  | 23.441        | 20.231        | <b>24.807</b> | 1:08.479 |
| 6  | 23.619        | 20.528        | 24.966        | 1:09.113 |
| 7  | <b>23.009</b> | <b>20.110</b> | <b>24.748</b> | 1:07.867 |
| 8  | 23.161        | <b>19.980</b> | 24.780        | 1:07.921 |
| 9  | <b>23.003</b> | <b>19.931</b> | <b>24.624</b> | 1:07.558 |
| 10 | 23.292        | 19.955        | <b>24.609</b> | 1:07.856 |
| 11 | 23.232        | 19.978        | <b>24.592</b> | 1:07.802 |
| 12 | 23.148        | 20.356        | 24.772        | 1:08.276 |

#### Num68 CHATEAUNEUF Franck

|    |               |               |               |          |
|----|---------------|---------------|---------------|----------|
| 1  | <b>26.035</b> | <b>20.502</b> | <b>25.074</b> | 1:11.611 |
| 2  | <b>23.623</b> | 20.693        | 25.153        | 1:09.469 |
| 3  | <b>23.176</b> | <b>20.117</b> | <b>24.914</b> | 1:08.207 |
| 4  | 23.420        | 20.625        | 24.934        | 1:08.979 |
| 5  | 23.300        | 20.514        | <b>24.752</b> | 1:08.566 |
| 6  | <b>23.126</b> | <b>19.994</b> | 24.949        | 1:08.069 |
| 7  | 23.203        | 20.107        | 24.860        | 1:08.170 |
| 8  | 24.363        | 20.800        | 24.769        | 1:09.932 |
| 9  | 23.178        | 20.089        | 24.815        | 1:08.082 |
| 10 | 23.355        | 20.110        | 24.783        | 1:08.248 |
| 11 | 23.610        | 20.147        | <b>24.670</b> | 1:08.427 |
| 12 | <b>23.098</b> | 20.289        | 25.133        | 1:08.520 |

#### Num69 BONNAUD Brice

|   |               |               |               |          |
|---|---------------|---------------|---------------|----------|
| 1 | <b>27.176</b> | <b>21.321</b> | <b>25.515</b> | 1:14.012 |
| 2 | <b>23.484</b> | <b>20.743</b> | <b>25.177</b> | 1:09.404 |
| 3 | <b>23.407</b> | <b>20.318</b> | <b>24.911</b> | 1:08.636 |
| 4 | <b>23.268</b> | 20.762        | 25.032        | 1:09.062 |
| 5 | 23.485        | 20.847        | 24.936        | 1:09.268 |
| 6 | 23.343        | 20.935        | <b>24.873</b> | 1:09.151 |

#### Tours/secteur 1 2 3 s au tour

|    |               |        |        |                 |
|----|---------------|--------|--------|-----------------|
| 7  | <b>23.161</b> | 20.718 | 25.023 | 1:08.902        |
| 8  | 23.975        | 20.442 | 24.944 | 1:09.361        |
| 9  | 23.316        | 20.678 | 25.608 | 1:09.602        |
| 10 | 23.766        | 21.211 | 25.187 | 1:10.164        |
| 11 | 23.282        | 20.395 | 24.914 | <b>1:08.591</b> |
| 12 | 23.836        | 20.838 | 25.024 | 1:09.698        |

#### Num74 PICARD Arnaud X

|    |               |               |               |          |
|----|---------------|---------------|---------------|----------|
| 1  | <b>27.343</b> | <b>21.864</b> | <b>25.890</b> | 1:15.097 |
| 2  | <b>23.566</b> | <b>20.659</b> | <b>25.383</b> | 1:09.608 |
| 3  | <b>23.306</b> | <b>20.582</b> | 25.404        | 1:09.292 |
| 4  | <b>23.242</b> | <b>20.116</b> | <b>24.832</b> | 1:08.190 |
| 5  | <b>23.072</b> | 20.449        | 24.910        | 1:08.431 |
| 6  | 23.394        | 20.728        | 25.000        | 1:09.122 |
| 7  | <b>23.050</b> | 20.225        | 24.874        | 1:08.149 |
| 8  | 23.776        | <b>20.018</b> | <b>24.667</b> | 1:08.461 |
| 9  | 23.323        | <b>19.987</b> | 24.816        | 1:08.126 |
| 10 | 23.321        | 20.050        | 24.786        | 1:08.157 |
| 11 | 23.183        | 22.098        | 24.878        | 1:10.159 |
| 12 | 23.176        | 20.047        | 25.140        | 1:08.363 |

#### Num77 BOULTE Benjamin X

|    |               |               |               |          |
|----|---------------|---------------|---------------|----------|
| 1  | <b>25.638</b> | <b>20.337</b> | <b>24.867</b> | 1:10.842 |
| 2  | <b>24.832</b> | 20.524        | 25.052        | 1:10.408 |
| 3  | <b>23.135</b> | <b>20.153</b> | <b>24.715</b> | 1:08.003 |
| 4  | 23.657        | 20.494        | 24.822        | 1:08.973 |
| 5  | 23.171        | <b>19.957</b> | 24.745        | 1:07.873 |
| 6  | 23.138        | 20.133        | 24.717        | 1:07.988 |
| 7  | 23.276        | 20.030        | <b>24.687</b> | 1:07.993 |
| 8  | 23.450        | 20.027        | 24.746        | 1:08.223 |
| 9  | 23.403        | 20.155        | 24.829        | 1:08.387 |
| 10 | 23.308        | 20.117        | 24.856        | 1:08.281 |
| 11 | 23.162        | 20.144        | 24.787        | 1:08.093 |
| 12 | 23.356        | 19.995        | 24.728        | 1:08.079 |

### KFS 150 - 160

### Pré-Finale (P\_FI)

### Analyse des tours

Pour information, sans valeur officielle

#### Tours 1 2 3 s au tour

#### Num78 RIVIERE Alexandre

|    | 1      | 2      | 3      | s au tour |
|----|--------|--------|--------|-----------|
| 1  | 25.330 | 20.442 | 25.040 | 1:10.812  |
| 2  | 23.562 | 20.172 | 24.778 | 1:08.512  |
| 3  | 23.095 | 19.950 | 24.768 | 1:07.813  |
| 4  | 23.238 | 20.005 | 24.739 | 1:07.982  |
| 5  | 23.021 | 19.958 | 24.729 | 1:07.708  |
| 6  | 23.099 | 20.074 | 24.645 | 1:07.818  |
| 7  | 23.075 | 19.856 | 24.557 | 1:07.488  |
| 8  | 22.993 | 19.898 | 24.599 | 1:07.490  |
| 9  | 23.162 | 19.922 | 24.653 | 1:07.737  |
| 10 | 23.077 | 20.075 | 24.611 | 1:07.763  |
| 11 | 23.192 | 20.153 | 24.601 | 1:07.946  |
| 12 | 23.098 | 19.982 | 24.779 | 1:07.859  |

#### Tours 1 2 3 s au tour

|    |        |        |        |          |
|----|--------|--------|--------|----------|
| 7  | 23.279 | 20.422 | 25.169 | 1:08.870 |
| 8  | 23.328 | 20.497 | 25.116 | 1:08.941 |
| 9  | 23.328 | 20.495 | 25.055 | 1:08.878 |
| 10 | 23.431 | 21.992 | 25.430 | 1:10.853 |
| 11 | 23.330 | 20.370 | 25.106 | 1:08.806 |
| 12 | 23.472 | 20.398 | 25.743 | 1:09.613 |

#### Num79 PIAUD Sylvain X

|    | 1      | 2      | 3      | s au tour |
|----|--------|--------|--------|-----------|
| 1  | 25.657 | 20.426 | 24.955 | 1:11.038  |
| 2  | 23.694 | 20.197 | 24.811 | 1:08.702  |
| 3  | 23.167 | 20.248 | 24.857 | 1:08.272  |
| 4  | 23.109 | 20.251 | 24.853 | 1:08.213  |
| 5  | 23.327 | 20.043 | 24.722 | 1:08.092  |
| 6  | 23.101 | 20.046 | 24.666 | 1:07.813  |
| 7  | 23.033 | 20.083 | 24.692 | 1:07.808  |
| 8  | 23.094 | 20.025 | 24.677 | 1:07.796  |
| 9  | 23.108 | 20.113 | 24.821 | 1:08.042  |
| 10 | 23.103 | 20.119 | 24.745 | 1:07.967  |
| 11 | 23.137 | 20.295 | 24.806 | 1:08.238  |
| 12 | 23.169 | 20.165 | 24.868 | 1:08.202  |

#### Num99 FEVER Michael X

|   | 1      | 2      | 3      | s au tour |
|---|--------|--------|--------|-----------|
| 1 | 27.165 | 22.525 | 25.801 | 1:15.491  |
| 2 | 23.685 | 20.608 | 25.110 | 1:09.403  |
| 3 | 23.521 | 20.800 | 25.888 | 1:10.209  |
| 4 | 23.393 | 20.651 | 25.127 | 1:09.171  |
| 5 | 23.335 | 20.440 | 25.199 | 1:08.974  |
| 6 | 23.814 | 20.382 | 24.953 | 1:09.149  |

Championnat de Ligue du Centre (M1) 18-19/03/2017

ASK Salbris

Apex Timing



**KFS 150 - 160**

**Pré-Finale (P\_FI)**  
**Grille de départ**

**Document 16.1**

Sous réserve du contrôle technique ou d'incidents d'ordre sportif

|    |                   |    |    |                     |
|----|-------------------|----|----|---------------------|
| 74 | PICARD Arnaud     | 14 | 73 | FORGES Thomas       |
| 69 | BONNAUD Brice     | 13 | 16 | GARDET Benjamin     |
| 22 | LEFEVRE Jean Marc | 12 | 35 | PANNETIER Vincent   |
| 5  | FOULON Emma       | 11 | 15 | GRATIEN Oceana      |
| 99 | FEVER Michael     | 10 | 31 | GUILLOTEAU Olivier  |
| 24 | POYET Romain      | 9  | 6  | CHICHERI Matteo     |
| 21 | FEVER Joan        | 8  | 3  | MENARD Pierre-Louis |
| 57 | RICHARD Laurent   | 7  | 55 | DUPREZ Nicolas      |
| 9  | PELOURDE Julien   | 6  | 67 | BAUDET Laurent      |
| 72 | GALLIENNE Mickael | 5  | 23 | BONDON Romain       |
| 53 | MICHAU Herve      | 4  | 68 | CHATEAUNEUF Franck  |
| 79 | PIAUD Sylvain     | 3  | 2  | COUILLAUD Dominiqu  |
| 54 | CAMUS Guillaume   | 2  | 25 | CORNEE Thomas       |

Départ : 19/03 - 13:30 12 Tours = 18,000 Km

Championnat de Ligue du Centre (M1) 18-19/03/2017

ASK Salbris

Apex Timing



**KFS 150 - 160**

**Pré-Finale (P\_FI)**  
**Grille de départ**

**Document 16.1**

Sous réserve du contrôle technique ou d'incidents d'ordre sportif

78 RIVIERE Alexandre

1

77 BOULTE Benjamin

POLE POSITION



Départ : 19/03 - 13:30 12 Tours = 18,000 Km

Championnat de Ligue du Centre (M1) 18-19/03/2017

ASK Salbris

Apex Timing





**KFS 150 - 160**

**Finale (FIN)**  
**Résultats**

**Document 19.2**

Sous réserve du contrôle technique ou d'incidents d'ordre sportif

| Cl | Num | Nom pilote          | Tours | Ecart           | Interv.  | Meilleur tour | Pénalité   |
|----|-----|---------------------|-------|-----------------|----------|---------------|------------|
| 1  | 25  | CORNEE Thomas       | 12    |                 |          | 1:07.805      |            |
| 2  | 54  | CAMUS Guillaume     | 12    | <b>4.051</b>    | 4.051    | 1:08.301      |            |
| 3  | 78  | RIVIERE Alexandre   | 12    | <b>11.164</b>   | 7.113    | 1:07.717      |            |
| 4  | 72  | GALLIENNE Mickael   | 12    | <b>11.347</b>   | 0.183    | 1:08.077      |            |
| 5  | 24  | POYET Romain        | 12    | <b>11.871</b>   | 0.524    | 1:08.409      |            |
| 6  | 2   | COUILLAUD Dominique | 12    | <b>12.556</b>   | 0.685    | 1:08.300      |            |
| 7  | 23  | BONDON Romain       | 12    | <b>14.105</b>   | 1.549    | 1:07.926      |            |
| 8  | 68  | CHATEAUNEUF Franck  | 12    | <b>7.613</b>    |          | 1:08.094      | <b>+5p</b> |
| 9  | 16  | GARDET Benjamin     | 12    | <b>15.256</b>   | 7.643    | 1:07.944      |            |
| 10 | 69  | BONNAUD Brice       | 12    | <b>18.151</b>   | 2.895    | 1:08.703      |            |
| 11 | 53  | MICHAU Herve        | 12    | <b>11.550</b>   |          | 1:08.240      | <b>+5p</b> |
| 12 | 57  | RICHARD Laurent     | 12    | <b>18.757</b>   | 7.207    | 1:08.981      |            |
| 13 | 73  | FORGES Thomas       | 12    | <b>19.072</b>   | 0.315    | 1:08.688      |            |
| 14 | 74  | PICARD Arnaud       | 12    | <b>37.329</b>   | 18.257   | 1:07.925      |            |
| 15 | 67  | BAUDET Laurent      | 12    | <b>38.683</b>   | 1.354    | 1:07.864      |            |
| 16 | 31  | GUILLOTEAU Olivier  | 12    | <b>17.699</b>   |          | 1:08.531      | <b>+5p</b> |
| 17 | 99  | FEVER Michael       | 12    | <b>46.343</b>   | 28.644   | 1:08.933      |            |
| 18 | 9   | PELOURDE Julien     | 10    | <b>2 Tours</b>  | 2 Tours  | 1:08.233      |            |
| 19 | 15  | GRATIEN Oceana      | 10    | <b>2 Tours</b>  | 37.538   | 1:11.956      |            |
| 20 | 6   | CHICHERI Matteo     | 12    | <b>19.267</b>   | 1:54.215 | 1:09.012      | <b>+5p</b> |
| 21 | 79  | PIAUD Sylvain       | 12    | <b>19.928</b>   | 0.661    | 1:07.982      | <b>+5p</b> |
| 22 | 55  | DUPREZ Nicolas      | 7     | <b>5 Tours</b>  | 5 Tours  | 1:08.176      |            |
| 23 | 21  | FEVER Joan          | 6     | <b>6 Tours</b>  | 1 Tour   | 1:08.043      |            |
| 24 | 22  | LEFEVRE Jean Marc   | 12    | <b>41.908</b>   | 7:35.187 | 1:08.594      | <b>+5p</b> |
| 25 | 35  | PANNETIER Vincent   | 6     | <b>6 Tours</b>  | 6 Tours  | 1:07.855      |            |
| 26 | 5   | FOULON Emma         | 12    | <b>1:01.208</b> | 7:53.163 | 1:10.208      | <b>+5p</b> |
| 27 | 3   | MENARD Pierre-Louis | 11    | <b>1 Tour</b>   | 1 Tour   | 1:07.434      | <b>+5p</b> |
| 28 | 77  | BOULTE Benjamin     | 0     | <b>12 Tours</b> | 11 Tours |               |            |

Tête de course : Num78 RIVIERE Alexandre (1-4) / Num3 MENARD Pierre-Louis (5-5) / Num78 RIVIERE Alexandre (6-6) / Num3 MENARD Pierre-Louis (7-7) / Num78 RIVIERE Alexandre (8-8) / Num3 MENARD Pierre-Louis (9-11) / Num25 CORNEE Thomas (12-12)

Départ : 19/03 - 16:27:26

Meilleur tour : Num3 MENARD Pierre-Louis 1:07.434 80,07 Km/h  
Record de l'épreuve : Num78 RIVIERE Alexandre 1:07.089 80,49 Km/h

**KFS 150 - 160**

**Finale (FIN)**

**Tableau des tours**

Pour information, sans valeur officielle

|                   | 1                   | 2             | 3             | 4             | 5             | 6            | 7             | 8             | 9             | 10            | 11            | 12            | 13            | 14            | 15            | 16            | 17            | 18            | 19            | 20            | 21           | 22            | 23                   | 24            | 25            | 26           | 27            | 28            |  |
|-------------------|---------------------|---------------|---------------|---------------|---------------|--------------|---------------|---------------|---------------|---------------|---------------|---------------|---------------|---------------|---------------|---------------|---------------|---------------|---------------|---------------|--------------|---------------|----------------------|---------------|---------------|--------------|---------------|---------------|--|
| <b>Grille</b>     | <del>78</del>       | <del>54</del> | <del>25</del> | <del>79</del> | <del>77</del> | <del>3</del> | <del>55</del> | <del>67</del> | <del>53</del> | <del>68</del> | <del>21</del> | <del>9</del>  | <del>74</del> | <del>23</del> | <del>24</del> | <del>57</del> | <del>31</del> | <del>22</del> | <del>16</del> | <del>99</del> | <del>2</del> | <del>69</del> | <del>5</del>         | <del>15</del> | <del>35</del> | <del>6</del> | <del>72</del> | <del>73</del> |  |
| <b>Départ</b>     |                     |               |               |               |               |              |               |               |               |               |               |               |               |               |               |               |               |               |               |               |              |               |                      |               |               |              |               |               |  |
| <b>Tour 1</b>     | <b>78</b>           | <b>25</b>     | <b>53</b>     | <b>3</b>      | <b>55</b>     | <b>21</b>    | <b>74</b>     | <b>67</b>     | <b>54</b>     | <b>23</b>     | <b>79</b>     | <b>68</b>     | <b>35</b>     | <b>9</b>      | <b>16</b>     | <b>57</b>     | <b>24</b>     | <b>31</b>     | <b>2</b>      | <b>99</b>     | <b>69</b>    | <b>22</b>     | <b>72</b>            | <b>73</b>     | <b>6</b>      | <b>15</b>    | <b>5</b>      |               |  |
| <b>Intervalle</b> | 0.2                 | 0.4           | 0.3           | 0.3           | 0.1           | 0.2          | 0.3           | 0.3           | 0.2           | 0.3           | 0.3           | 0.4           | 0.7           | 0.3           | 0.1           | 0.3           | 0.2           | 0.4           | 0.1           | 0.5           | 0.1          | 0.4           | 0.1                  | 0.1           | 0.2           | 0.1          | 1.8           | 0.1           |  |
| <b>Tour 2</b>     | <b>78</b>           | <b>25</b>     | <b>3</b>      | <b>53</b>     | <b>21</b>     | <b>55</b>    | <b>67</b>     | <b>74</b>     | <b>54</b>     | <b>79</b>     | <b>23</b>     | <b>68</b>     | <b>35</b>     | <b>9</b>      | <b>16</b>     | <b>57</b>     | <b>24</b>     | <b>2</b>      | <b>31</b>     | <b>69</b>     | <b>72</b>    | <b>99</b>     | <b>22</b>            | <b>73</b>     | <b>6</b>      | <b>15</b>    | <b>5</b>      |               |  |
| <b>Intervalle</b> | 0.2                 | 0.6           | 0.4           | 0.4           | 0.2           | 0.4          | 0.2           | 0.2           | 0.2           | 0.0           | 0.2           | 0.4           | 0.4           | 1.0           | 0.1           | 1.1           | 0.1           | 0.1           | 0.5           | 0.2           | 0.4          | 0.4           | 0.3                  | 0.3           | 0.1           | 0.3          | 4.1           | 0.5           |  |
| <b>Tour 3</b>     | <b>78</b>           | <b>25</b>     | <b>3</b>      | <b>53</b>     | <b>21</b>     | <b>55</b>    | <b>67</b>     | <b>74</b>     | <b>54</b>     | <b>79</b>     | <b>23</b>     | <b>35</b>     | <b>68</b>     | <b>16</b>     | <b>9</b>      | <b>24</b>     | <b>2</b>      | <b>57</b>     | <b>31</b>     | <b>69</b>     | <b>72</b>    | <b>99</b>     | <b>22</b>            | <b>73</b>     | <b>6</b>      | <b>15</b>    | <b>5</b>      |               |  |
| <b>Intervalle</b> | 0.2                 | 0.1           | 1.4           | 0.0           | 0.4           | 0.2          | 0.4           | 0.4           | 0.3           | 0.0           | 0.1           | 0.4           | 0.4           | 1.3           | 0.1           | 1.6           | 0.7           | 0.5           | 0.3           | 0.0           | 0.1          | 0.4           | 0.2                  | 0.4           | 0.1           | 0.1          | 7.5           | 0.4           |  |
| <b>Tour 4</b>     | <b>78</b>           | <b>3</b>      | <b>25</b>     | <b>53</b>     | <b>21</b>     | <b>67</b>    | <b>55</b>     | <b>74</b>     | <b>79</b>     | <b>54</b>     | <b>35</b>     | <b>23</b>     | <b>68</b>     | <b>16</b>     | <b>9</b>      | <b>24</b>     | <b>2</b>      | <b>72</b>     | <b>69</b>     | <b>57</b>     | <b>31</b>    | <b>99</b>     | <b>22</b>            | <b>73</b>     | <b>6</b>      | <b>5</b>     | <b>15</b>     |               |  |
| <b>Intervalle</b> | 0.2                 | 0.6           | 1.4           | 0.1           | 0.2           | 0.3          | 0.1           | 0.6           | 0.1           | 0.1           | 0.2           | 0.2           | 0.3           | 1.3           | 0.4           | 1.7           | 0.7           | 1.2           | 0.3           | 0.4           | 0.4          | 0.5           | 0.3                  | 0.1           | 0.2           | 0.2          | 9.5           | 1.5           |  |
| <b>Tour 5</b>     | <b>3</b>            | <b>78</b>     | <b>25</b>     | <b>21</b>     | <b>53</b>     | <b>67</b>    | <b>55</b>     | <b>74</b>     | <b>79</b>     | <b>54</b>     | <b>35</b>     | <b>23</b>     | <b>68</b>     | <b>16</b>     | <b>9</b>      | <b>24</b>     | <b>2</b>      | <b>72</b>     | <b>69</b>     | <b>57</b>     | <b>31</b>    | <b>99</b>     | <b>22</b>            | <b>73</b>     | <b>6</b>      | <b>5</b>     | <b>15</b>     |               |  |
| <b>Intervalle</b> | 0.2                 | 0.5           | 2.3           | 0.4           | 0.3           | 0.2          | 0.2           | 0.2           | 0.0           | 0.2           | 0.2           | 0.2           | 0.1           | 0.9           | 0.5           | 1.9           | 1.0           | 0.6           | 0.9           | 0.9           | 0.3          | 0.8           | 0.3                  | 0.0           | 0.1           | 11.1         | 3.4           |               |  |
| <b>Tour 6</b>     | <b>78</b>           | <b>3</b>      | <b>25</b>     | <b>53</b>     | <del>21</del> | <b>55</b>    | <b>67</b>     | <b>74</b>     | <b>54</b>     | <b>23</b>     | <b>79</b>     | <del>35</del> | <b>68</b>     | <b>16</b>     | <b>9</b>      | <b>24</b>     | <b>2</b>      | <b>72</b>     | <b>69</b>     | <b>31</b>     | <b>57</b>    | <b>99</b>     | <b>22</b>            | <b>73</b>     | <b>6</b>      | <b>5</b>     | <b>15</b>     |               |  |
| <b>Intervalle</b> | 0.2                 | 0.2           | 2.9           | 0.2           | 0.1           | 0.1          | 0.3           | 0.1           | 0.1           | 0.1           | 0.1           | 0.2           | 0.4           | 0.4           | 0.7           | 2.1           | 0.9           | 0.4           | 1.6           | 2.0           | 0.1          | 0.3           | 0.2                  | 0.0           | 0.1           | 12.6         | 4.6           |               |  |
| <b>Tour 7</b>     | <b>3</b>            | <b>78</b>     | <b>25</b>     | <b>67</b>     | <b>54</b>     | <b>68</b>    | <b>16</b>     | <b>9</b>      | <b>53</b>     | <b>24</b>     | <b>2</b>      | <b>72</b>     | <b>69</b>     | <b>74</b>     | <b>31</b>     | <b>23</b>     | <b>57</b>     | <b>22</b>     | <b>73</b>     | <b>99</b>     | <b>6</b>     | <b>79</b>     | <b>5</b>             | <b>15</b>     |               |              |               |               |  |
| <b>Intervalle</b> | 0.1                 | 0.5           | 4.5           | 0.1           | 0.4           | 0.0          | 1.9           | 0.2           | 1.8           | 0.1           | 0.1           | 0.3           | 3.4           | 0.1           | 1.0           | 0.5           | 0.3           | 0.2           | 0.0           | 0.6           | 0.1          | 0.1           | 3.5                  | 9.0           | 6.9           |              |               |               |  |
| <b>Tour 8</b>     | <b>78</b>           | <b>3</b>      | <b>25</b>     | <b>67</b>     | <b>54</b>     | <b>68</b>    | <b>16</b>     | <b>9</b>      | <b>53</b>     | <b>24</b>     | <b>72</b>     | <b>2</b>      | <b>74</b>     | <b>69</b>     | <b>31</b>     | <b>23</b>     | <b>22</b>     | <b>57</b>     | <b>73</b>     | <b>99</b>     | <b>6</b>     | <b>79</b>     | <b>5</b>             | <b>15</b>     |               |              |               |               |  |
| <b>Intervalle</b> | 0.0                 | 0.2           | 4.0           | 0.2           | 0.8           | 0.1          | 2.9           | 0.6           | 0.3           | 0.2           | 0.5           | 3.4           | 0.5           | 0.3           | 0.0           | 1.4           | 0.0           | 0.1           | 0.5           | 0.2           | 2.7          | 12.5          | 7.2                  |               |               |              |               |               |  |
| <b>Tour 9</b>     | <b>3</b>            | <b>78</b>     | <b>25</b>     | <b>54</b>     | <b>67</b>     | <b>16</b>    | <b>68</b>     | <b>9</b>      | <b>53</b>     | <b>72</b>     | <b>24</b>     | <b>2</b>      | <b>74</b>     | <b>23</b>     | <b>69</b>     | <b>31</b>     | <b>22</b>     | <b>73</b>     | <b>57</b>     | <b>99</b>     | <b>6</b>     | <b>79</b>     | <b>5</b>             | <b>15</b>     |               |              |               |               |  |
| <b>Intervalle</b> | 0.2                 | 0.4           | 4.0           | 0.1           | 0.6           | 0.3          | 3.2           | 0.2           | 0.2           | 0.2           | 0.2           | 0.4           | 3.9           | 0.5           | 0.4           | 0.2           | 0.8           | 0.3           | 0.3           | 0.3           | 0.3          | 1.9           | 14.9                 | 8.9           |               |              |               |               |  |
| <b>Tour 10</b>    | <b>3</b>            | <b>78</b>     | <b>25</b>     | <b>67</b>     | <b>54</b>     | <b>16</b>    | <b>68</b>     | <b>72</b>     | <b>53</b>     | <b>24</b>     | <b>2</b>      | <b>74</b>     | <b>23</b>     | <b>31</b>     | <b>69</b>     | <b>22</b>     | <b>73</b>     | <b>57</b>     | <b>99</b>     | <b>6</b>      | <b>79</b>    | <b>5</b>      | <del><b>15</b></del> |               |               |              |               |               |  |
| <b>Intervalle</b> | 0.2                 | 0.7           | 4.5           | 0.2           | 0.5           | 0.2          | 3.9           | 0.0           | 0.2           | 0.2           | 0.2           | 0.2           | 3.3           | 0.1           | 1.6           | 0.1           | 0.1           | 0.2           | 0.6           | 0.6           | 0.1          | 0.9           | 18.4                 | 10.2          |               |              |               |               |  |
| <b>Tour 11</b>    | <del><b>3</b></del> | <b>78</b>     | <b>25</b>     | <b>67</b>     | <b>54</b>     | <b>16</b>    | <b>68</b>     | <b>72</b>     | <b>53</b>     | <b>24</b>     | <b>2</b>      | <b>74</b>     | <b>23</b>     | <b>31</b>     | <b>69</b>     | <b>22</b>     | <b>73</b>     | <b>57</b>     | <b>79</b>     | <b>6</b>      | <b>99</b>    | <b>5</b>      |                      |               |               |              |               |               |  |
| <b>Intervalle</b> | 0.2                 | 1.0           | 4.2           | 0.1           | 0.4           | 0.1          | 5.4           | 0.1           | 0.1           | 0.0           | 2.5           | 0.2           | 2.2           | 0.2           | 0.2           | 0.1           | 0.2           | 0.2           | 0.8           | 0.2           | 1.1          | 33.0          |                      |               |               |              |               |               |  |
| <b>Tour 12</b>    | <b>25</b>           | <b>54</b>     | <b>68</b>     | <b>78</b>     | <b>72</b>     | <b>53</b>    | <b>24</b>     | <b>2</b>      | <b>23</b>     | <b>16</b>     | <b>31</b>     | <b>69</b>     | <b>57</b>     | <b>73</b>     | <b>6</b>      | <b>79</b>     | <b>74</b>     | <b>67</b>     | <b>22</b>     | <b>99</b>     | <b>5</b>     |               |                      |               |               |              |               |               |  |
| <b>Intervalle</b> | 4.0                 | 3.5           | 3.5           | 0.1           | 0.2           | 0.3          | 0.6           | 1.5           | 1.1           | 2.4           | 0.4           | 0.6           | 0.3           | 0.1           | 0.6           | 17.4          | 1.3           | 3.2           | 4.4           | 14.8          |              |               |                      |               |               |              |               |               |  |

Championnat de Ligue du Centre (M1) 18-19/03/2017

ASK Salbris

Apex Timing



### KFS 150 - 160

### Finale (FIN)

### Analyse des tours

Pour information, sans valeur officielle

#### Tours/secteur 1 2 3 s au tour

#### Num2 COUILLAUD Dominique

|    |        |        |        |          |
|----|--------|--------|--------|----------|
| 1  | 27.791 | 21.197 | 25.420 | 1:14.408 |
| 2  | 23.433 | 20.439 | 24.916 | 1:08.788 |
| 3  | 23.496 | 20.966 | 25.127 | 1:09.589 |
| 4  | 23.267 | 20.145 | 25.003 | 1:08.415 |
| 5  | 23.204 | 20.244 | 25.229 | 1:08.677 |
| 6  | 23.278 | 20.025 | 25.125 | 1:08.428 |
| 7  | 23.514 | 20.053 | 24.812 | 1:08.379 |
| 8  | 23.678 | 20.689 | 24.897 | 1:09.264 |
| 9  | 23.221 | 20.239 | 24.840 | 1:08.300 |
| 10 | 23.405 | 20.784 | 25.283 | 1:09.472 |
| 11 | 23.807 | 20.572 | 25.312 | 1:09.691 |
| 12 | 24.253 | 22.769 | 27.635 | 1:14.657 |

#### Num3 MENARD Pierre-Louis

|    |        |        |        |          |
|----|--------|--------|--------|----------|
| 1  | 25.627 | 20.656 | 24.818 | 1:11.101 |
| 2  | 23.030 | 20.081 | 24.691 | 1:07.802 |
| 3  | 22.895 | 19.976 | 24.563 | 1:07.434 |
| 4  | 23.094 | 19.983 | 24.476 | 1:07.553 |
| 5  | 22.981 | 19.958 | 24.787 | 1:07.726 |
| 6  | 23.296 | 20.455 | 25.055 | 1:08.806 |
| 7  | 22.995 | 19.926 | 24.718 | 1:07.639 |
| 8  | 23.434 | 20.655 | 25.152 | 1:09.241 |
| 9  | 23.166 | 20.268 | 24.771 | 1:08.205 |
| 10 | 23.233 | 20.214 | 25.183 | 1:08.630 |
| 11 | 23.404 | 20.162 | 25.202 | 1:08.768 |

#### Num5 FOULON Emma X

|   |        |        |        |          |
|---|--------|--------|--------|----------|
| 1 | 29.329 | 22.433 | 26.162 | 1:17.924 |
| 2 | 24.490 | 21.269 | 26.760 | 1:12.519 |
| 3 | 23.982 | 21.461 | 27.037 | 1:12.480 |
| 4 | 24.488 | 21.321 | 25.722 | 1:11.531 |
| 5 | 23.844 | 21.114 | 25.728 | 1:10.686 |
| 6 | 23.974 | 20.980 | 25.796 | 1:10.750 |
| 7 | 23.761 | 20.767 | 25.680 | 1:10.208 |

#### Tours/secteur 1 2 3 s au tour

|    |        |        |        |          |
|----|--------|--------|--------|----------|
| 8  | 24.466 | 21.600 | 25.703 | 1:11.769 |
| 9  | 23.996 | 20.834 | 25.824 | 1:10.654 |
| 10 | 24.319 | 21.408 | 25.918 | 1:11.645 |
| 11 | 24.204 | 20.898 | 38.968 | 1:24.070 |
| 12 | 30.913 | 22.790 | 28.616 | 1:22.319 |

#### Num6 CHICHERI Matteo

|    |        |        |        |          |
|----|--------|--------|--------|----------|
| 1  | 28.787 | 21.452 | 25.464 | 1:15.703 |
| 2  | 23.966 | 20.527 | 25.293 | 1:09.786 |
| 3  | 23.437 | 20.290 | 25.520 | 1:09.247 |
| 4  | 23.772 | 21.212 | 24.955 | 1:09.939 |
| 5  | 23.758 | 20.281 | 25.115 | 1:09.154 |
| 6  | 23.630 | 20.362 | 25.174 | 1:09.166 |
| 7  | 24.973 | 20.285 | 25.051 | 1:10.309 |
| 8  | 23.338 | 20.629 | 25.118 | 1:09.085 |
| 9  | 23.282 | 20.661 | 25.069 | 1:09.012 |
| 10 | 23.423 | 20.534 | 25.183 | 1:09.140 |
| 11 | 23.618 | 20.251 | 25.432 | 1:09.301 |
| 12 | 24.603 | 20.988 | 28.971 | 1:14.562 |

#### Num9 PELOURDE Julien

|    |        |        |        |          |
|----|--------|--------|--------|----------|
| 1  | 26.902 | 21.885 | 25.175 | 1:13.962 |
| 2  | 23.355 | 20.242 | 24.979 | 1:08.576 |
| 3  | 23.325 | 20.112 | 25.336 | 1:08.773 |
| 4  | 23.303 | 20.164 | 24.843 | 1:08.310 |
| 5  | 23.238 | 20.042 | 24.972 | 1:08.252 |
| 6  | 23.312 | 19.950 | 24.971 | 1:08.233 |
| 7  | 24.111 | 20.211 | 25.012 | 1:09.334 |
| 8  | 24.173 | 20.359 | 25.096 | 1:09.628 |
| 9  | 23.539 | 20.214 | 25.055 | 1:08.808 |
| 10 | 23.977 | 20.662 | 25.428 | 1:10.067 |

#### Num15 GRATIEN Oceana

|   |        |        |        |          |
|---|--------|--------|--------|----------|
| 1 | 29.266 | 22.054 | 26.555 | 1:17.875 |
| 2 | 24.539 | 20.988 | 26.577 | 1:12.104 |
| 3 | 24.447 | 21.260 | 26.877 | 1:12.584 |

#### Tours/secteur 1 2 3 s au tour

|    |        |        |        |          |
|----|--------|--------|--------|----------|
| 4  | 24.900 | 22.001 | 26.683 | 1:13.584 |
| 5  | 24.648 | 21.376 | 26.502 | 1:12.526 |
| 6  | 24.509 | 21.165 | 26.282 | 1:11.956 |
| 7  | 25.066 | 21.390 | 26.085 | 1:12.541 |
| 8  | 24.472 | 21.467 | 26.167 | 1:12.106 |
| 9  | 24.623 | 21.067 | 26.602 | 1:12.292 |
| 10 | 24.760 | 21.521 | 26.663 | 1:12.944 |

#### Num16 GARDET Benjamin

|    |        |        |        |          |
|----|--------|--------|--------|----------|
| 1  | 27.349 | 21.351 | 24.955 | 1:13.655 |
| 2  | 23.319 | 20.510 | 24.744 | 1:08.573 |
| 3  | 23.373 | 20.242 | 24.805 | 1:08.420 |
| 4  | 23.156 | 20.073 | 24.847 | 1:08.076 |
| 5  | 23.181 | 20.200 | 24.781 | 1:08.162 |
| 6  | 23.152 | 20.203 | 24.660 | 1:08.015 |
| 7  | 23.242 | 19.943 | 24.759 | 1:07.944 |
| 8  | 23.307 | 20.649 | 24.866 | 1:08.822 |
| 9  | 23.184 | 20.322 | 24.615 | 1:08.121 |
| 10 | 23.734 | 20.603 | 25.145 | 1:09.482 |
| 11 | 23.328 | 20.222 | 25.032 | 1:08.582 |
| 12 | 24.188 | 21.570 | 37.605 | 1:23.363 |

#### Num21 FEVER Joan

|   |        |        |        |          |
|---|--------|--------|--------|----------|
| 1 | 25.515 | 20.866 | 24.765 | 1:11.146 |
| 2 | 23.254 | 20.254 | 24.753 | 1:08.261 |
| 3 | 23.175 | 20.141 | 24.727 | 1:08.043 |
| 4 | 23.463 | 20.180 | 24.650 | 1:08.293 |
| 5 | 23.635 | 20.237 | 24.690 | 1:08.562 |
| 6 | 23.333 | 20.769 | 25.034 | 1:09.136 |

#### Num22 LEFEVRE Jean Marc

|   |        |        |        |          |
|---|--------|--------|--------|----------|
| 1 | 28.772 | 21.632 | 25.604 | 1:16.008 |
| 2 | 23.887 | 20.673 | 25.244 | 1:09.804 |
| 3 | 23.472 | 20.255 | 25.428 | 1:09.155 |
| 4 | 24.186 | 20.834 | 25.204 | 1:10.224 |
| 5 | 23.711 | 20.191 | 25.411 | 1:09.313 |



### KFS 150 - 160

### Finale (FIN)

### Analyse des tours

Pour information, sans valeur officielle

#### Tours/secteur 1 2 3 s au tour

|    |               |               |               |                 |
|----|---------------|---------------|---------------|-----------------|
| 6  | 23.501        | 20.290        | 25.349        | 1:09.140        |
| 7  | 23.976        | 20.517        | <b>25.188</b> | 1:09.681        |
| 8  | <b>23.414</b> | 20.448        | <b>25.143</b> | 1:09.005        |
| 9  | 23.461        | <b>20.173</b> | <b>24.960</b> | <b>1:08.594</b> |
| 10 | <b>23.363</b> | 20.213        | 25.209        | 1:08.785        |
| 11 | 23.783        | 20.713        | 25.189        | 1:09.685        |
| 12 | 24.990        | 21.616        | 51.940        | 1:38.546        |

#### Num23 BONDON Romain X

|    |               |               |               |                 |
|----|---------------|---------------|---------------|-----------------|
| 1  | <b>26.293</b> | <b>20.930</b> | <b>24.769</b> | 1:11.992        |
| 2  | <b>23.355</b> | <b>20.632</b> | <b>24.576</b> | 1:08.563        |
| 3  | <b>23.277</b> | <b>20.187</b> | 24.804        | 1:08.268        |
| 4  | <b>23.236</b> | 20.836        | <b>24.563</b> | 1:08.635        |
| 5  | <b>23.075</b> | 20.833        | 24.758        | 1:08.666        |
| 6  | <b>23.056</b> | <b>20.100</b> | 24.770        | <b>1:07.926</b> |
| 7  | 33.868        | 20.238        | 24.935        | 1:19.041        |
| 8  | 23.094        | 20.226        | 24.804        | 1:08.124        |
| 9  | 23.243        | 20.321        | 24.896        | 1:08.460        |
| 10 | 23.223        | 20.246        | 24.915        | 1:08.384        |
| 11 | 23.654        | 20.293        | 25.079        | 1:09.026        |
| 12 | 24.197        | 21.057        | 28.139        | 1:13.393        |

#### Num24 POYET Romain

|    |               |               |               |                 |
|----|---------------|---------------|---------------|-----------------|
| 1  | <b>27.164</b> | <b>22.160</b> | <b>25.357</b> | 1:14.681        |
| 2  | <b>23.335</b> | <b>20.565</b> | <b>25.258</b> | 1:09.158        |
| 3  | 23.499        | <b>20.380</b> | <b>25.130</b> | 1:09.009        |
| 4  | <b>23.289</b> | <b>20.200</b> | <b>24.920</b> | <b>1:08.409</b> |
| 5  | <b>23.182</b> | <b>20.147</b> | 25.103        | 1:08.432        |
| 6  | 23.237        | 20.234        | 25.049        | 1:08.520        |
| 7  | 23.435        | 20.361        | 25.325        | 1:09.121        |
| 8  | 23.475        | 20.314        | <b>24.858</b> | 1:08.647        |
| 9  | 23.188        | 20.565        | 24.873        | 1:08.626        |
| 10 | 23.439        | 21.008        | 25.296        | 1:09.743        |
| 11 | 23.724        | 20.632        | 25.505        | 1:09.861        |
| 12 | 24.479        | 21.411        | 28.113        | 1:14.003        |

#### Tours/secteur 1 2 3 s au tour

#### Num25 CORNEE Thomas

|    |               |               |               |                 |
|----|---------------|---------------|---------------|-----------------|
| 1  | <b>24.836</b> | <b>20.542</b> | <b>24.994</b> | 1:10.372        |
| 2  | <b>23.186</b> | <b>20.070</b> | <b>24.682</b> | 1:07.938        |
| 3  | <b>23.035</b> | 20.140        | 24.726        | 1:07.901        |
| 4  | 23.607        | <b>20.050</b> | 24.716        | 1:08.373        |
| 5  | 23.057        | <b>20.008</b> | 24.740        | <b>1:07.805</b> |
| 6  | <b>22.980</b> | 20.321        | 25.034        | 1:08.335        |
| 7  | 23.187        | 20.091        | 24.823        | 1:08.101        |
| 8  | 23.134        | 20.654        | 24.994        | 1:08.782        |
| 9  | 23.454        | 20.301        | 24.827        | 1:08.582        |
| 10 | 23.179        | 20.443        | 25.324        | 1:08.946        |
| 11 | 23.374        | 20.424        | 25.284        | 1:09.082        |
| 12 | 24.037        | 21.284        | 27.619        | 1:12.940        |

#### Num31 GUILLOTEAU Olivier X

|    |               |               |               |                 |
|----|---------------|---------------|---------------|-----------------|
| 1  | <b>27.829</b> | <b>21.572</b> | <b>25.545</b> | 1:14.946        |
| 2  | <b>23.935</b> | <b>20.439</b> | <b>25.063</b> | 1:09.437        |
| 3  | <b>23.317</b> | 20.950        | 25.622        | 1:09.889        |
| 4  | 24.577        | <b>20.327</b> | 25.192        | 1:10.096        |
| 5  | <b>23.281</b> | 20.501        | 25.295        | <b>1:09.077</b> |
| 6  | 23.376        | 20.509        | 25.718        | 1:09.603        |
| 7  | 23.933        | <b>20.272</b> | 25.149        | 1:09.354        |
| 8  | 23.462        | <b>20.095</b> | <b>24.974</b> | <b>1:08.531</b> |
| 9  | 23.721        | 20.293        | 25.235        | 1:09.249        |
| 10 | 23.488        | 20.526        | 25.303        | 1:09.317        |
| 11 | 23.660        | 20.389        | 25.568        | 1:09.617        |
| 12 | 24.238        | 21.430        | 29.100        | 1:14.768        |

#### Num35 PANNETIER Vincent

|   |               |               |               |                 |
|---|---------------|---------------|---------------|-----------------|
| 1 | <b>26.538</b> | <b>21.129</b> | <b>24.992</b> | 1:12.659        |
| 2 | <b>23.149</b> | <b>20.033</b> | <b>24.673</b> | <b>1:07.855</b> |
| 3 | <b>22.994</b> | 20.223        | <b>24.657</b> | 1:07.874        |
| 4 | <b>22.862</b> | 20.445        | <b>24.626</b> | 1:07.933        |
| 5 | 23.266        | 20.638        | 24.718        | 1:08.622        |
| 6 | 23.835        | 20.095        | 24.653        | 1:08.583        |

#### Tours/secteur 1 2 3 s au tour

#### Num53 MICHAU Herve

|    |               |               |               |                 |
|----|---------------|---------------|---------------|-----------------|
| 1  | <b>25.272</b> | <b>20.372</b> | <b>24.908</b> | 1:10.552        |
| 2  | <b>23.274</b> | 20.401        | <b>24.903</b> | 1:08.578        |
| 3  | <b>23.154</b> | <b>20.182</b> | 25.071        | 1:08.407        |
| 4  | 23.293        | <b>20.079</b> | <b>24.868</b> | <b>1:08.240</b> |
| 5  | 24.191        | 20.194        | <b>24.815</b> | 1:09.200        |
| 6  | 23.168        | 20.155        | 25.095        | 1:08.418        |
| 7  | 28.867        | 20.419        | 25.088        | 1:14.374        |
| 8  | 23.367        | 20.122        | 24.971        | 1:08.460        |
| 9  | 23.228        | 20.144        | 25.038        | 1:08.410        |
| 10 | 23.558        | 21.270        | 25.227        | 1:10.055        |
| 11 | 23.649        | 20.720        | 25.574        | 1:09.943        |
| 12 | 24.279        | 21.078        | 28.452        | 1:13.809        |

#### Num54 CAMUS Guillaume X

|    |               |               |               |                 |
|----|---------------|---------------|---------------|-----------------|
| 1  | <b>27.259</b> | <b>20.575</b> | <b>24.699</b> | 1:12.533        |
| 2  | <b>23.342</b> | <b>20.461</b> | 24.738        | 1:08.541        |
| 3  | <b>23.283</b> | <b>20.163</b> | 24.920        | 1:08.366        |
| 4  | 23.336        | 20.417        | <b>24.649</b> | 1:08.402        |
| 5  | 23.396        | 20.540        | 24.714        | 1:08.650        |
| 6  | <b>23.228</b> | 20.219        | 24.854        | <b>1:08.301</b> |
| 7  | 23.579        | 20.187        | 25.009        | 1:08.775        |
| 8  | 23.435        | 20.174        | 24.764        | 1:08.373        |
| 9  | <b>23.192</b> | 20.239        | 24.927        | 1:08.358        |
| 10 | 24.168        | 20.391        | 25.118        | 1:09.677        |
| 11 | 23.437        | 20.226        | 25.052        | 1:08.715        |
| 12 | 24.162        | 20.917        | 27.519        | 1:12.598        |

#### Num55 DUPREZ Nicolas

|   |               |               |               |                 |
|---|---------------|---------------|---------------|-----------------|
| 1 | <b>25.353</b> | <b>20.907</b> | <b>25.057</b> | 1:11.317        |
| 2 | <b>23.675</b> | <b>20.146</b> | <b>24.836</b> | 1:08.657        |
| 3 | <b>23.173</b> | <b>20.075</b> | 24.928        | <b>1:08.176</b> |
| 4 | 23.485        | 20.155        | 24.845        | 1:08.485        |
| 5 | 23.745        | 20.504        | <b>24.798</b> | 1:09.047        |
| 6 | <b>23.020</b> | 20.248        | 24.962        | 1:08.230        |



### KFS 150 - 160

### Finale (FIN)

### Analyse des tours

Pour information, sans valeur officielle

| Tours | secteur 1 | secteur 2 | secteur 3 | Temps au tour |
|-------|-----------|-----------|-----------|---------------|
| 7     | 26.313    | 20.575    | 25.000    | 1:11.888      |

#### Num57 RICHARD Laurent

|    |               |               |               |                 |
|----|---------------|---------------|---------------|-----------------|
| 1  | <b>26.859</b> | <b>22.010</b> | <b>25.456</b> | <b>1:14.325</b> |
| 2  | <b>23.397</b> | <b>20.642</b> | <b>25.273</b> | <b>1:09.312</b> |
| 3  | 23.522        | 21.416        | 25.449        | 1:10.387        |
| 4  | 24.405        | <b>20.543</b> | <b>24.975</b> | 1:09.923        |
| 5  | 23.511        | <b>20.429</b> | 25.310        | <b>1:09.250</b> |
| 6  | 23.571        | 20.632        | 25.868        | 1:10.071        |
| 7  | 23.921        | 20.582        | 25.495        | 1:09.998        |
| 8  | 23.475        | 20.462        | 25.415        | 1:09.352        |
| 9  | 23.731        | <b>20.398</b> | 25.052        | <b>1:09.181</b> |
| 10 | <b>23.290</b> | 20.402        | 25.289        | <b>1:08.981</b> |
| 11 | 23.408        | 20.456        | 25.299        | 1:09.163        |
| 12 | 24.799        | 21.137        | 29.118        | 1:15.054        |

#### Num67 BAUDET Laurent

|    |               |               |               |                 |
|----|---------------|---------------|---------------|-----------------|
| 1  | <b>26.490</b> | <b>20.657</b> | <b>24.769</b> | <b>1:11.916</b> |
| 2  | <b>23.252</b> | <b>20.271</b> | 24.827        | <b>1:08.350</b> |
| 3  | <b>23.050</b> | <b>20.177</b> | <b>24.767</b> | <b>1:07.994</b> |
| 4  | 23.084        | <b>20.127</b> | <b>24.653</b> | <b>1:07.864</b> |
| 5  | 23.786        | 20.567        | 24.873        | 1:09.226        |
| 6  | 23.164        | 20.616        | 24.832        | 1:08.612        |
| 7  | 23.804        | 20.305        | 25.030        | 1:09.139        |
| 8  | 23.369        | <b>20.111</b> | 24.784        | 1:08.264        |
| 9  | 23.222        | 20.263        | 25.244        | 1:08.729        |
| 10 | 23.628        | 20.438        | 25.215        | 1:09.281        |
| 11 | 23.431        | 20.260        | 25.153        | 1:08.844        |
| 12 | 24.524        | 21.671        | 1:01.166      | 1:47.361        |

#### Num68 CHATEAUNEUF Franck

|   |               |               |               |                 |
|---|---------------|---------------|---------------|-----------------|
| 1 | <b>27.266</b> | <b>21.007</b> | <b>24.899</b> | <b>1:13.172</b> |
| 2 | <b>23.312</b> | <b>20.058</b> | <b>24.803</b> | <b>1:08.173</b> |
| 3 | <b>23.108</b> | 20.760        | 24.824        | 1:08.692        |
| 4 | 23.159        | 20.211        | <b>24.724</b> | <b>1:08.094</b> |
| 5 | <b>23.028</b> | 20.711        | 24.806        | 1:08.545        |

| Tours | secteur 1 | secteur 2 | secteur 3 | Temps au tour |
|-------|-----------|-----------|-----------|---------------|
| 6     | 23.174    | 20.552    | 24.782    | 1:08.508      |

|    |        |        |        |          |
|----|--------|--------|--------|----------|
| 7  | 23.282 | 20.157 | 24.902 | 1:08.341 |
| 8  | 23.229 | 20.625 | 24.877 | 1:08.731 |
| 9  | 23.337 | 20.534 | 24.805 | 1:08.676 |
| 10 | 23.607 | 20.493 | 25.233 | 1:09.333 |
| 11 | 23.310 | 20.151 | 25.091 | 1:08.552 |
| 12 | 24.224 | 21.403 | 29.897 | 1:15.524 |

#### Num69 BONNAUD Brice

|    |               |               |               |                 |
|----|---------------|---------------|---------------|-----------------|
| 1  | <b>28.355</b> | <b>21.496</b> | <b>25.463</b> | <b>1:15.314</b> |
| 2  | <b>23.591</b> | <b>20.324</b> | <b>25.024</b> | <b>1:08.939</b> |
| 3  | <b>23.217</b> | 20.846        | 25.632        | 1:09.695        |
| 4  | 23.430        | 20.682        | <b>25.013</b> | 1:09.125        |
| 5  | 23.306        | 20.349        | 25.048        | <b>1:08.703</b> |
| 6  | 23.454        | 20.354        | 25.052        | 1:08.860        |
| 7  | 24.628        | 20.465        | 25.051        | 1:10.144        |
| 8  | 23.816        | 20.503        | 25.066        | 1:09.385        |
| 9  | 23.392        | 20.801        | 25.170        | 1:09.363        |
| 10 | 23.796        | 20.609        | 25.339        | 1:09.744        |
| 11 | 23.644        | 20.757        | 25.258        | 1:09.659        |
| 12 | 24.579        | 21.273        | 29.149        | 1:15.001        |

#### Num72 GALLIENNE Mickael

|    |               |               |               |                 |
|----|---------------|---------------|---------------|-----------------|
| 1  | <b>28.237</b> | <b>21.623</b> | <b>25.489</b> | <b>1:15.349</b> |
| 2  | <b>23.463</b> | <b>20.359</b> | <b>25.018</b> | <b>1:08.840</b> |
| 3  | <b>23.271</b> | 20.406        | 25.635        | 1:09.312        |
| 4  | 23.396        | <b>20.270</b> | <b>25.008</b> | <b>1:08.674</b> |
| 5  | <b>23.163</b> | <b>20.003</b> | <b>24.946</b> | <b>1:08.112</b> |
| 6  | 23.205        | 20.033        | <b>24.924</b> | 1:08.162        |
| 7  | 23.366        | 20.106        | <b>24.855</b> | 1:08.327        |
| 8  | 23.380        | 20.123        | <b>24.839</b> | 1:08.342        |
| 9  | <b>23.001</b> | 20.161        | 24.915        | <b>1:08.077</b> |
| 10 | 23.527        | 20.964        | 25.100        | 1:09.591        |
| 11 | 24.022        | 20.432        | 25.538        | 1:09.992        |
| 12 | 24.575        | 21.234        | 27.989        | 1:13.798        |

| Tours | secteur 1 | secteur 2 | secteur 3 | Temps au tour |
|-------|-----------|-----------|-----------|---------------|
|-------|-----------|-----------|-----------|---------------|

#### Num73 FORGES Thomas

|    |               |               |               |                 |
|----|---------------|---------------|---------------|-----------------|
| 1  | <b>27.858</b> | <b>21.732</b> | <b>25.454</b> | <b>1:15.044</b> |
| 2  | <b>23.926</b> | <b>20.647</b> | <b>25.093</b> | <b>1:09.666</b> |
| 3  | <b>23.518</b> | <b>20.246</b> | 25.674        | <b>1:09.438</b> |
| 4  | 23.906        | 20.770        | 25.188        | 1:09.864        |
| 5  | 23.662        | 20.370        | 25.216        | <b>1:09.248</b> |
| 6  | 23.685        | 20.310        | 25.180        | <b>1:09.175</b> |
| 7  | 23.999        | 20.629        | <b>25.047</b> | 1:09.675        |
| 8  | 23.527        | 20.407        | 25.218        | <b>1:09.152</b> |
| 9  | 23.528        | <b>20.233</b> | <b>24.961</b> | <b>1:08.722</b> |
| 10 | <b>23.439</b> | 20.268        | 24.981        | <b>1:08.688</b> |
| 11 | 23.913        | 20.379        | 25.249        | 1:09.541        |
| 12 | 24.571        | 21.191        | 29.838        | 1:15.600        |

#### Num74 PICARD Arnaud X

|    |               |               |               |                 |
|----|---------------|---------------|---------------|-----------------|
| 1  | <b>25.798</b> | <b>20.590</b> | <b>24.859</b> | <b>1:11.247</b> |
| 2  | <b>23.407</b> | <b>20.583</b> | 24.880        | <b>1:08.870</b> |
| 3  | <b>23.189</b> | <b>20.289</b> | <b>24.794</b> | <b>1:08.272</b> |
| 4  | <b>23.091</b> | <b>20.136</b> | <b>24.698</b> | <b>1:07.925</b> |
| 5  | 23.404        | 20.878        | 24.911        | 1:09.193        |
| 6  | 23.164        | 20.473        | 24.816        | 1:08.453        |
| 7  | 32.164        | 20.582        | 24.959        | 1:17.705        |
| 8  | 23.397        | 20.352        | 24.992        | 1:08.741        |
| 9  | 23.499        | 20.334        | 25.012        | 1:08.845        |
| 10 | 23.426        | 20.366        | 25.078        | 1:08.870        |
| 11 | 23.388        | 20.314        | 25.141        | 1:08.843        |
| 12 | 24.141        | 20.744        | 52.018        | 1:36.903        |

#### Num78 RIVIERE Alexandre

|   |               |               |               |                 |
|---|---------------|---------------|---------------|-----------------|
| 1 | <b>24.937</b> | <b>20.372</b> | <b>25.004</b> | <b>1:10.313</b> |
| 2 | <b>23.196</b> | <b>19.984</b> | <b>24.737</b> | <b>1:07.917</b> |
| 3 | <b>23.153</b> | 20.012        | 24.797        | 1:07.962        |
| 4 | <b>23.131</b> | <b>19.924</b> | <b>24.662</b> | <b>1:07.717</b> |
| 5 | 23.394        | 20.092        | 24.663        | 1:08.149        |
| 6 | <b>23.021</b> | 20.552        | 24.814        | 1:08.387        |

### KFS 150 - 160

### Finale (FIN) Analyse des tours

Pour information, sans valeur officielle

#### Tours

| secteur 1 | secteur 2 | secteur 3 | total         | temps au tour |
|-----------|-----------|-----------|---------------|---------------|
| 7         | 23.107    | 20.310    | <b>24.610</b> | 1:08.027      |
| 8         | 23.205    | 20.886    | 24.887        | 1:08.978      |
| 9         | 23.507    | 20.255    | 24.771        | 1:08.533      |
| 10        | 23.211    | 20.338    | 25.117        | 1:08.666      |
| 11        | 23.378    | 20.204    | 25.125        | 1:08.707      |
| 12        | 24.418    | 21.240    | 39.522        | 1:25.180      |

#### Num79 PIAUD Sylvain X

|    |               |               |               |                 |
|----|---------------|---------------|---------------|-----------------|
| 1  | <b>27.380</b> | <b>20.827</b> | <b>24.837</b> | <b>1:13.044</b> |
| 2  | <b>23.079</b> | <b>20.269</b> | <b>24.634</b> | <b>1:07.982</b> |
| 3  | 23.384        | <b>20.198</b> | 24.755        | 1:08.337        |
| 4  | 23.305        | <b>20.126</b> | 24.704        | 1:08.135        |
| 5  | 23.094        | 20.674        | 24.877        | 1:08.645        |
| 6  | 23.627        | 20.506        | 24.655        | 1:08.788        |
| 7  | 38.519        | 20.367        | 24.968        | 1:23.854        |
| 8  | 23.311        | 20.165        | 24.804        | 1:08.280        |
| 9  | 23.227        | 20.188        | 24.811        | 1:08.226        |
| 10 | 23.209        | 20.198        | 24.737        | 1:08.144        |
| 11 | 23.152        | 20.176        | 24.833        | 1:08.161        |
| 12 | 24.095        | 21.510        | 29.819        | 1:15.424        |

#### Num99 FEVER Michael X

|    |               |               |               |                 |
|----|---------------|---------------|---------------|-----------------|
| 1  | <b>28.171</b> | <b>21.712</b> | <b>25.484</b> | <b>1:15.367</b> |
| 2  | <b>24.075</b> | <b>20.807</b> | <b>25.173</b> | <b>1:10.055</b> |
| 3  | <b>23.317</b> | <b>20.616</b> | 25.340        | <b>1:09.273</b> |
| 4  | 23.999        | 21.062        | <b>24.974</b> | 1:10.035        |
| 5  | <b>23.281</b> | 20.733        | 25.348        | 1:09.362        |
| 6  | 23.445        | <b>20.504</b> | 25.290        | <b>1:09.239</b> |
| 7  | 25.036        | <b>20.476</b> | 25.116        | 1:10.628        |
| 8  | 23.414        | 20.483        | 25.128        | <b>1:09.025</b> |
| 9  | 23.396        | <b>20.453</b> | 25.084        | <b>1:08.933</b> |
| 10 | 23.595        | <b>20.425</b> | 25.234        | 1:09.254        |
| 11 | 24.234        | 20.734        | 25.629        | 1:10.597        |
| 12 | 24.494        | 21.485        | 54.559        | 1:40.538        |

Championnat de Ligue du Centre (M1) 18-19/03/2017

ASK Salbris

Apex Timing



**KFS 150 - 160**

**Finale (FIN)**  
**Grille de départ**

**Document 18.1**

Sous réserve du contrôle technique ou d'incidents d'ordre sportif

|    |                    |    |    |                     |
|----|--------------------|----|----|---------------------|
| 72 | GALLIENNE Mickael  | 14 | 73 | FORGES Thomas       |
| 35 | PANNETIER Vincent  | 13 | 6  | CHICHERI Matteo     |
| 5  | FOULON Emma        | 12 | 15 | GRATIEN Oceana      |
| 2  | COUILLAUD Dominiqu | 11 | 69 | BONNAUD Brice       |
| 16 | GARDET Benjamin    | 10 | 99 | FEVER Michael       |
| 31 | GUILLOTEAU Olivier | 9  | 22 | LEFEVRE Jean Marc   |
| 24 | POYET Romain       | 8  | 57 | RICHARD Laurent     |
| 74 | PICARD Arnaud      | 7  | 23 | BONDON Romain       |
| 21 | FEVER Joan         | 6  | 9  | PELOURDE Julien     |
| 53 | MICHAU Herve       | 5  | 68 | CHATEAUNEUF Franck  |
| 55 | DUPREZ Nicolas     | 4  | 67 | BAUDET Laurent      |
| 77 | BOULTE Benjamin    | 3  | 3  | MENARD Pierre-Louis |
| 25 | CORNEE Thomas      | 2  | 79 | PIAUD Sylvain       |

Départ : 19/03 - 16:20 12 Tours = 18,000 Km

Championnat de Ligue du Centre (M1) 18-19/03/2017

ASK Salbris

Apex Timing



**KFS 150 - 160**

**Finale (FIN)**  
**Grille de départ**

**Document 18.1**

Sous réserve du contrôle technique ou d'incidents d'ordre sportif

78 RIVIERE Alexandre

1

54 CAMUS Guillaume

POLE POSITION



Départ : 19/03 - 16:20 12 Tours = 18,000 Km

Championnat de Ligue du Centre (M1) 18-19/03/2017

ASK Salbris

Apex Timing

